



**Boys Grade 5
Fall**





Figure 129

Boys Fall Cover Sheet - Grade 5

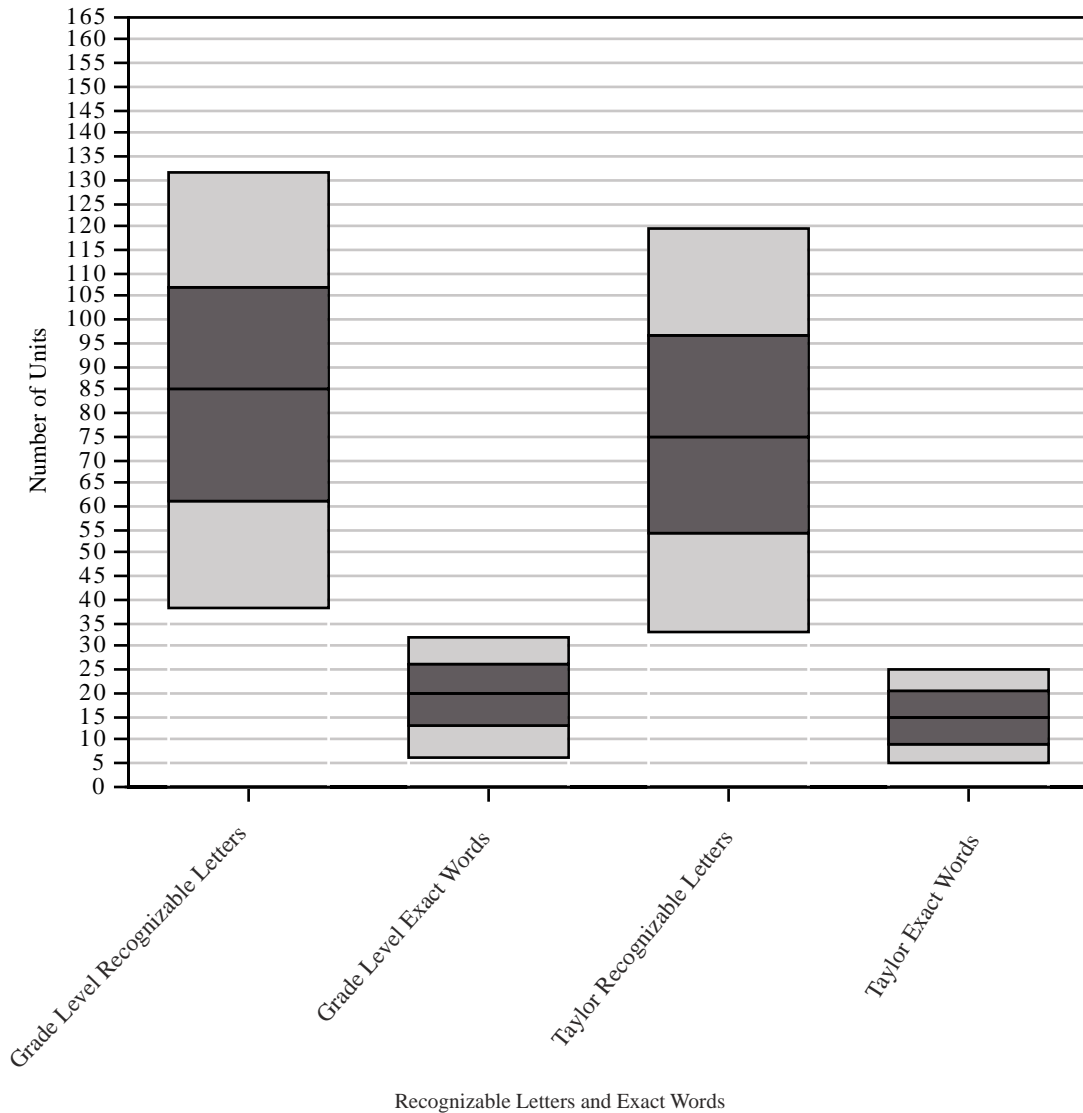
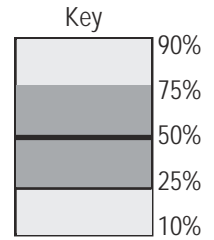






Figure 130

Boys Fall - Grade 5 Grade Level Exact Words Frequency Chart

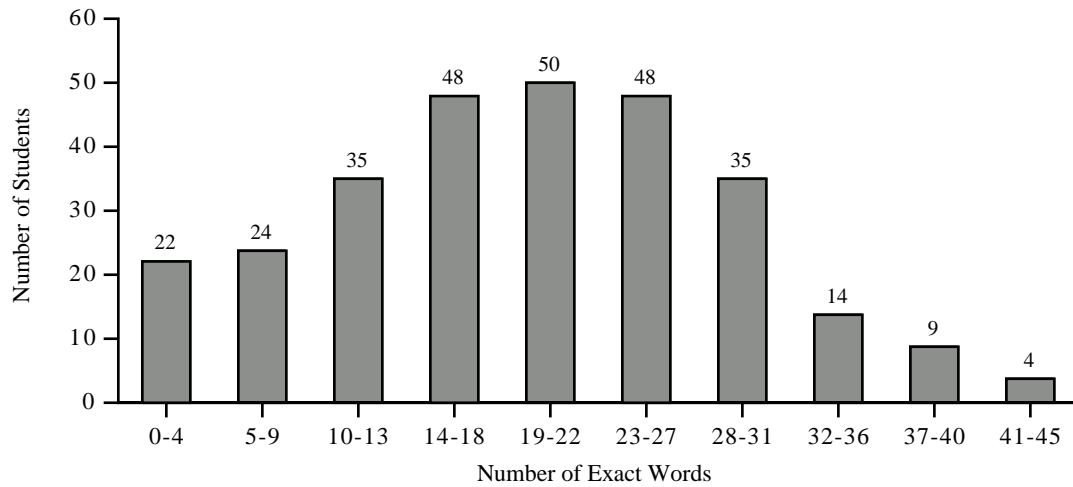


Figure 131

Boys Fall - Grade 5 Grade Level Recognizable Letters Frequency Chart

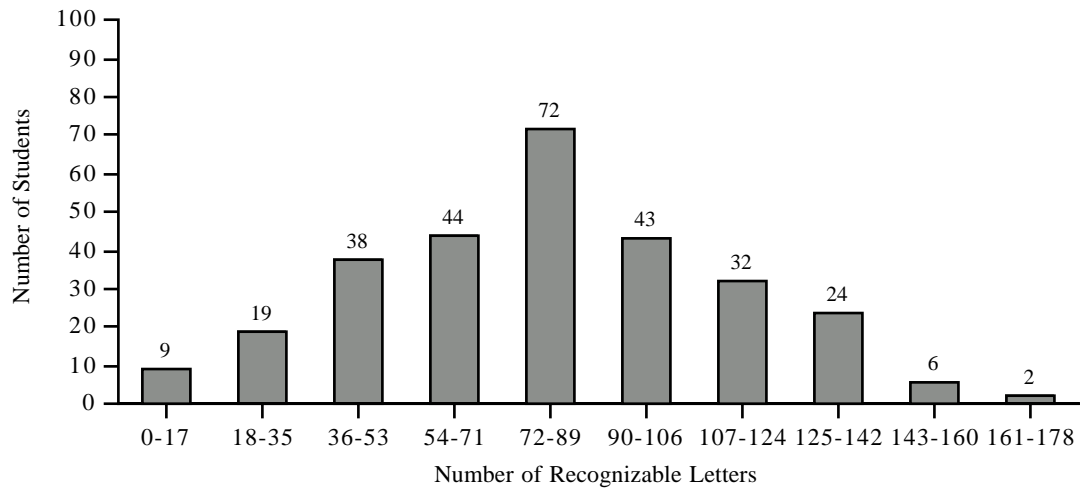






Figure 132

Boys Fall - Grade 5 Taylor Exact Words Frequency Chart

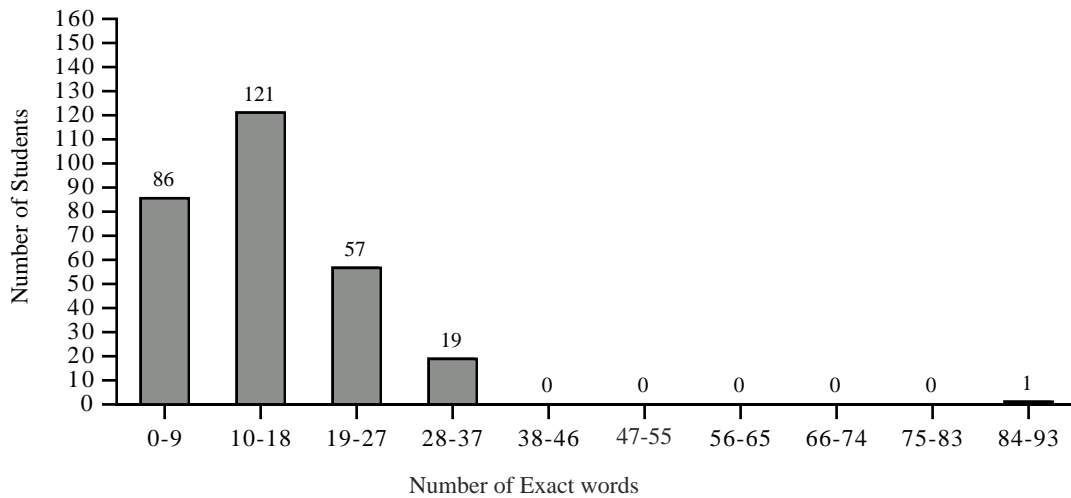


Figure 133

Boys Fall - Grade 5 Taylor Recognizable Letters Frequency Chart

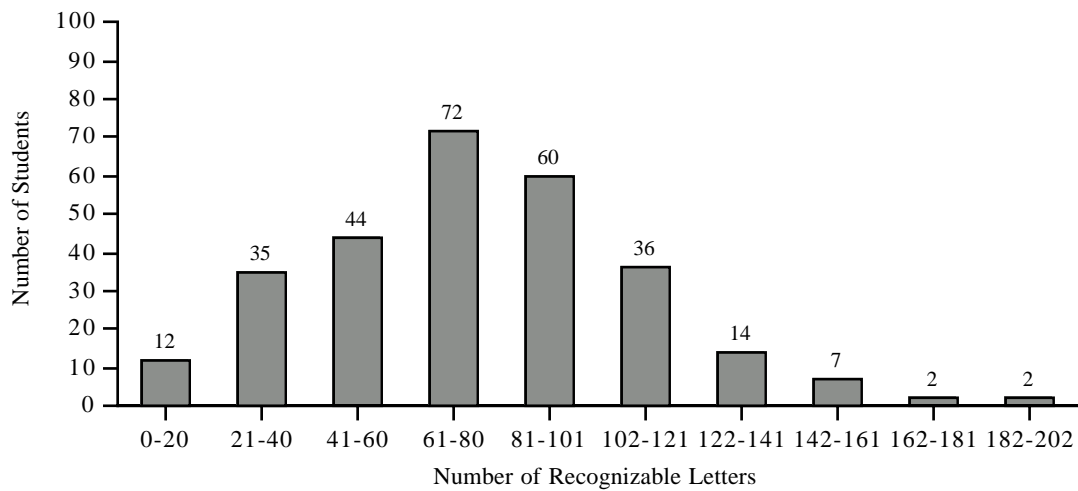






Table 50

**Boys Curriculum-Based Measurement Norms
Fall - Grade 5**

Grade Level Recognizable Letters	Percentile Rank	Grade Level Exact Words	Percentile Rank	Taylor Recognizable Letters	Percentile Rank	Taylor Exact Words	Percentile Rank
178	100	45	100	202	100	93	100
177	100	44	100	201	100	92	100
176	100	43	100	200	100	91	100
175	100	42	100	199	100	90	100
174	100	41	99	198	100	89	100
173	100	40	98	197	100	88	100
172	100	39	98	196	100	87	100
171	100	38	97	195	100	86	100
170	100	37	97	194	100	85	100
169	100	36	96	193	100	84	100
168	99	35	95	192	100	83	100
167	99	34	94	191	100	82	100
166	99	33	93	190	100	81	100
165	99	32	92	189	100	80	100
164	99	31	90	188	100	79	100
163	99	30	87	187	100	78	100
162	99	29	84	186	100	77	100
161	99	28	81	185	100	76	100
160	99	27	78	184	99	75	100
159	99	26	76	183	99	74	100
158	98	25	73	182	99	73	100
157	98	24	69	181	99	72	100
156	98	23	65	180	99	71	100
155	98	22	61	179	99	70	100
154	98	21	58	178	99	69	100
153	98	20	53	177	99	68	100
152	98	19	48	176	99	67	100



Table 50 cont.

**Boys Curriculum-Based Measurement Norms
Fall - Grade 5**

Grade Level Recognizable Letters	Percentile Rank	Grade Level Exact Words	Percentile Rank	Taylor Recognizable Letters	Percentile Rank	Taylor Exact Words	Percentile Rank
151	98	18	42	175	99	66	100
150	98	17	38	174	99	65	100
149	98	16	35	173	99	64	100
148	98	15	32	172	99	63	100
147	98	14	30	171	99	62	100
146	97	13	28	170	99	61	100
145	97	12	24	169	99	60	100
144	97	11	21	168	99	59	100
143	97	10	18	167	99	58	100
142	97	9	16	166	99	57	100
141	97	8	14	165	99	56	100
140	96	7	12	164	99	55	100
139	96	6	11	163	99	54	100
138	96	5	9	162	99	53	100
137	95	4	7	161	98	52	100
136	95	3	5	160	98	51	100
135	95	2	3	159	98	50	100
134	94	1	1	158	98	49	100
133	94	0	1	157	98	48	100
132	94			156	98	47	100
131	93			155	98	46	100
130	93			154	98	45	100
129	92			153	98	44	100
128	91			152	98	43	100
127	90			151	98	42	100
126	90			150	98	41	100
125	89			149	98	40	100



Table 50 cont.

**Boys Curriculum-Based Measurement Norms
Fall - Grade 5**

Grade Level Recognizable Letters	Percentile Rank	Grade Level Exact Words	Percentile Rank	Taylor Recognizable Letters	Percentile Rank	Taylor Exact Words	Percentile Rank
124	89			148	98	39	100
123	89			147	98	38	100
122	89			146	98	37	100
121	88			145	98	36	99
120	88			144	97	35	99
119	87			143	97	34	99
118	87			142	97	33	98
117	86			141	96	32	97
116	86			140	96	31	96
115	85			139	95	30	96
114	85			138	95	29	95
113	84			137	95	28	94
112	83			136	95	27	93
111	82			135	95	26	92
110	82			134	95	25	91
109	81			133	94	24	90
108	80			132	93	23	89
107	79			131	93	22	86
106	78			130	93	21	83
105	78			129	93	20	79
104	77			128	93	19	76
103	76			127	92	18	73
102	75			126	92	17	69
101	74			125	92	16	65
100	73			124	91	15	60
99	71			123	91	14	55
98	70			122	91	13	50
97	70			121	91	12	43
96	69			120	91	11	37



Table 50 cont.

**Boys Curriculum-Based Measurement Norms
Fall - Grade 5**

Grade Level Recognizable Letters	Percentile Rank	Grade Level Exact Words	Percentile Rank	Taylor Recognizable Letters	Percentile Rank	Taylor Exact Words	Percentile Rank
95	68			119	91	10	33
94	67			118	90	9	28
93	66			117	90	8	23
92	66			116	90	7	18
91	65			115	89	6	15
90	64			114	88	5	12
89	62			113	88	4	8
88	61			112	87	3	5
87	60			111	85	2	3
86	58			110	84	1	1
85	57			109	83	0	0
84	56			108	83		
83	54			107	82		
82	52			106	82		
81	51			105	81		
80	49			104	81		
79	48			103	80		
78	46			102	79		
77	45			101	78		
76	43			100	77		
75	42			99	77		
74	41			98	76		
73	40			97	76		
72	39			96	75		
71	38			95	74		
70	37			94	72		
69	35			93	71		
68	33			92	70		
67	32			91	70		



Table 50 cont.

**Boys Curriculum-Based Measurement Norms
Fall - Grade 5**

Grade Level Recognizable Letters	Percentile Rank	Grade Level Exact Words	Percentile Rank	Taylor Recognizable Letters	Percentile Rank	Taylor Exact Words	Percentile Rank
66	31			90	69		
65	31			89	68		
64	30			88	68		
63	29			87	66		
62	28			86	64		
61	28			85	63		
60	28			84	62		
59	27			83	61		
58	27			82	60		
57	26			81	58		
56	25			80	57		
55	24			79	56		
54	23			78	54		
53	22			77	54		
52	21			76	53		
51	20			75	52		
50	18			74	50		
49	17			73	49		
48	16			72	49		
47	16			71	48		
46	15			70	47		
45	15			69	46		
44	15			68	44		
43	14			67	41		
42	13			66	38		
41	12			65	37		
40	12			64	36		
39	11			63	35		
38	10			62	35		



Table 50 cont.

**Boys Curriculum-Based Measurement Norms
Fall - Grade 5**

Grade Level Recognizable Letters	Percentile Rank	Grade Level Exact Words	Percentile Rank	Taylor Recognizable Letters	Percentile Rank	Taylor Exact Words	Percentile Rank
37	10			61	33		
36	10			60	31		
35	10			59	30		
34	10			58	29		
33	10			57	29		
32	9			56	28		
31	8			55	27		
30	8			54	26		
29	8			53	25		
28	7			52	23		
27	6			51	22		
26	6			50	21		
25	5			49	20		
24	5			48	19		
23	5			47	19		
22	4			46	18		
21	4			45	17		
20	4			44	17		
19	3			43	17		
18	3			42	17		
17	3			41	17		
16	3			40	16		
15	2			39	15		
14	2			38	14		
13	1			37	13		
12	1			36	12		
11	1			35	11		
10	1			34	11		
9	1			33	11		
8	1			32	10		
7	1			31	9		
6	0			30	8		



Table 50 cont.

**Boys Curriculum-Based Measurement Norms
Fall - Grade 5**

Grade Level Recognizable Letters	Percentile Rank	Grade Level Exact Words	Percentile Rank	Taylor Recognizable Letters	Percentile Rank	Taylor Exact Words	Percentile Rank
5	0			29	7		
4	0			28	7		
3	0			27	6		
2	0			26	6		
1	0			25	6		
0	0			24	5		
				23	5		
				22	5		
				21	4		
				20	4		
				19	3		
				18	3		
				17	3		
				16	3		
				15	2		
				14	2		
				13	2		
				12	2		
				11	2		
				10	1		
				9	1		
				8	1		
				7	1		
				6	1		
				5	1		
				4	1		
				3	0		
				2	0		
				1	0		
				0	0		



Table 51

**Boys Curriculum-Based Measurement Norms Summary
Fall - Grade 5**

Category	Maximum	Minimum	Number of Students in this Sample	Mean	Standard Deviation
GL Recognizable Letters	178	0	289	80.38	33.42
GL Exact Words	45	0	289	19.26	9.46
Taylor Recognizable Letters	202	0	284	75.91	33.85
Taylor Exact Words	93	0	284	14.17	8.86