



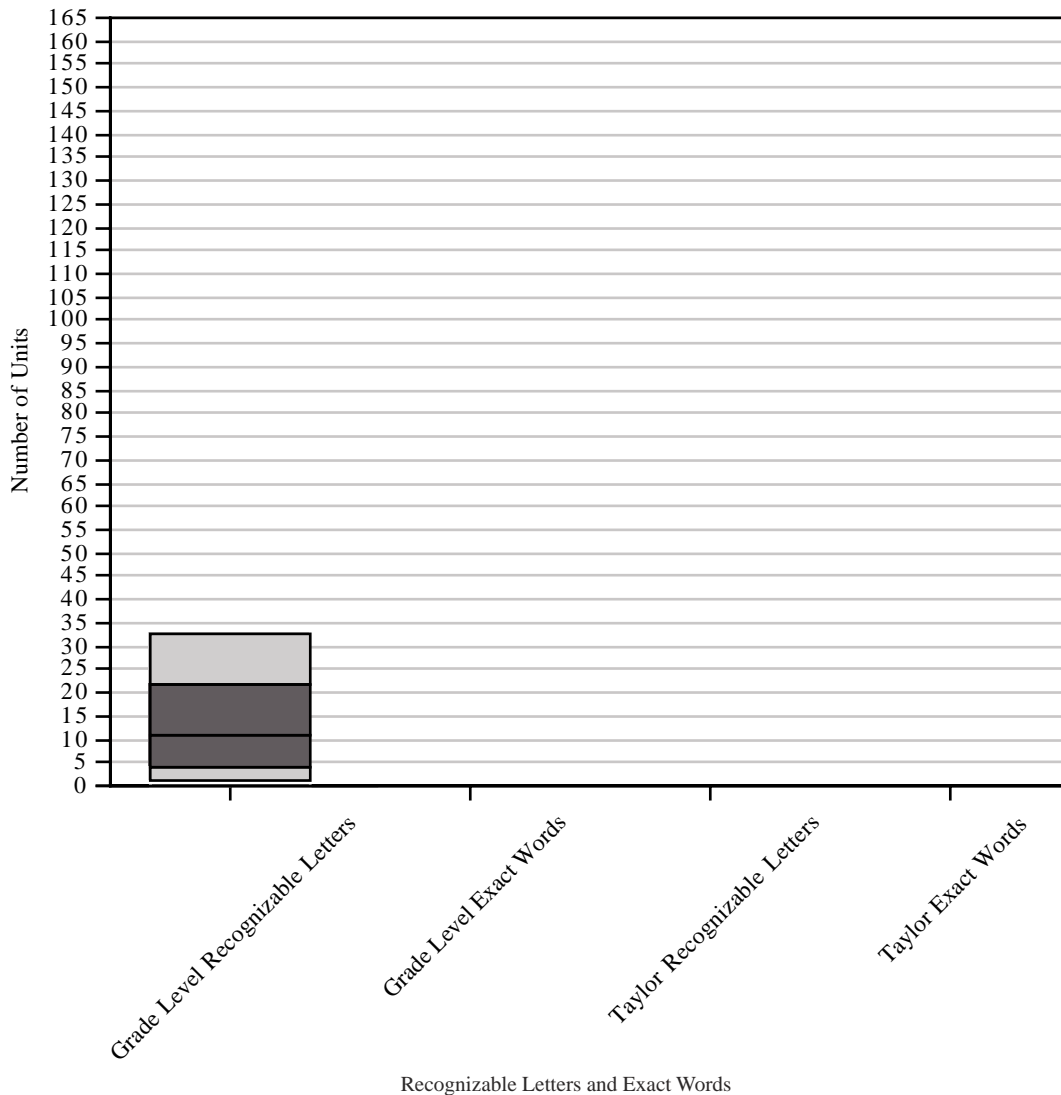
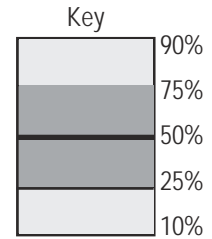
**Boys Grade 1
Fall**





Figure 9

Boys Fall Cover Sheet - Grade 1



Note: 1st grade boys did not yield enough useful information to plot scores for Grade Level Exact Words nor any information on the Taylor passage.





Figure 10

Boys Fall - Grade 1 Grade Level Exact Words Frequency Chart

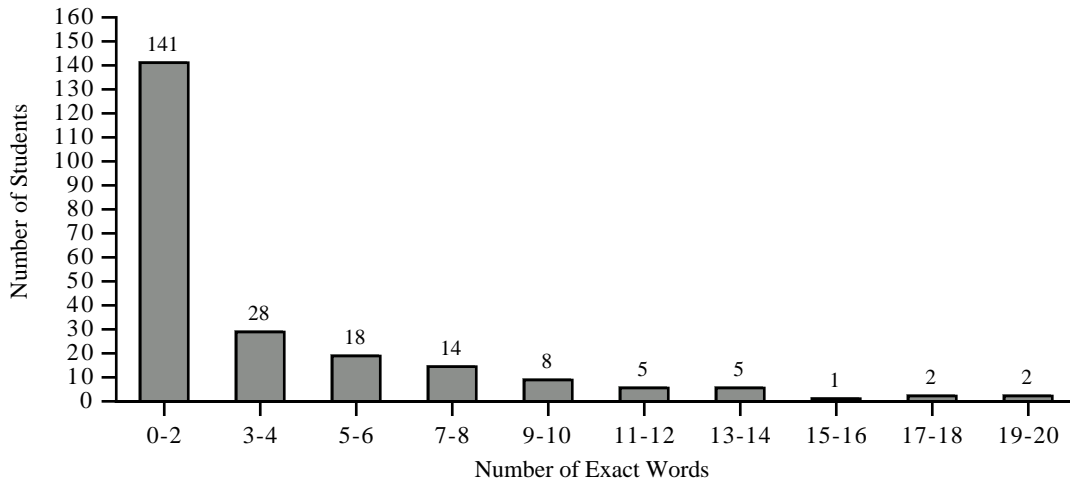


Figure 11

Boys Fall - Grade 1 Grade Level Recognizable Letters Frequency Chart

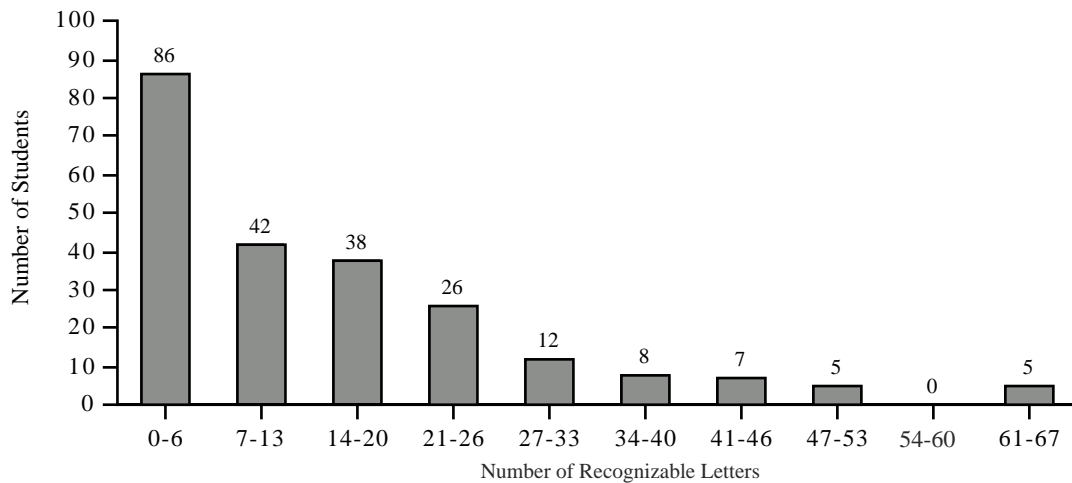






Figure 12

**Boys Fall - Grade 1
Taylor Exact Words Frequency Chart**

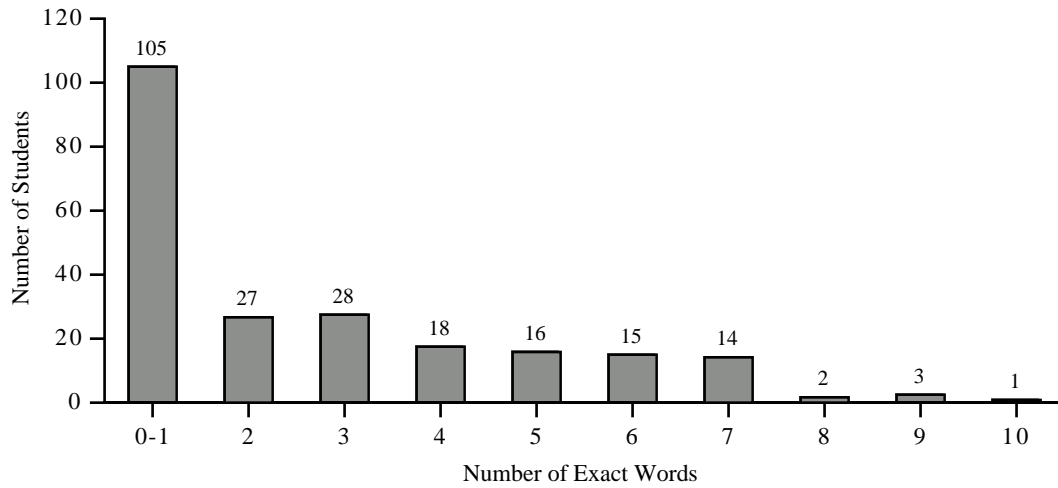


Figure 13

**Boys Fall - Grade 1
Taylor Recognizable Letters Frequency Chart**

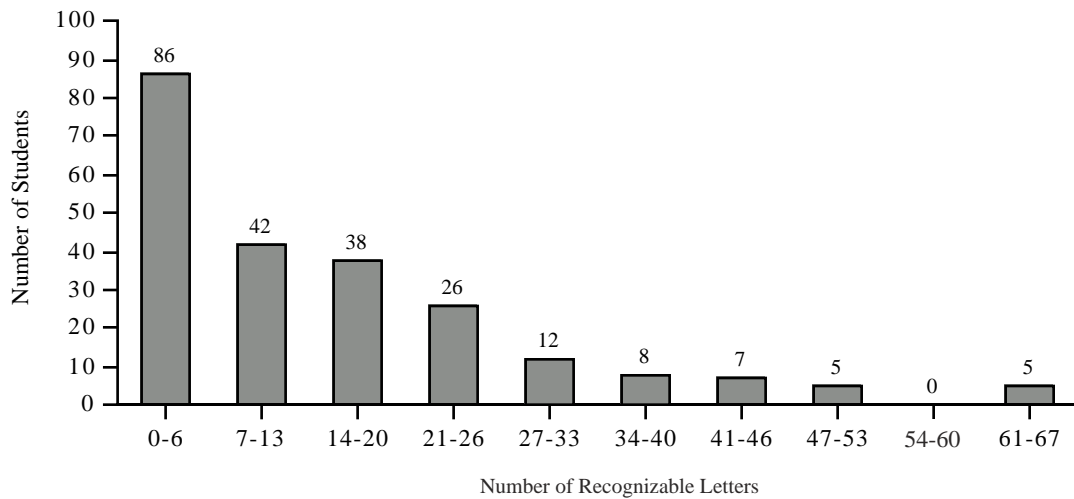






Table 2

**Boys Curriculum-Based Measurement Norms
Fall - Grade 1**

Grade Level Recognizable Letters	Percentile Rank	Grade Level Exact Words	Percentile Rank	Taylor Recognizable Letters	Percentile Rank	Taylor Exact Words	Percentile Rank
67	100	20	100	44	100	10	100
66	100	19	99	43	100	9	99
65	99	18	99	42	99	8	98
64	99	17	98	41	99	7	95
63	99	16	98	40	99	6	90
62	99	15	98	39	99	5	85
61	99	14	98	38	98	4	78
60	99	13	97	37	98	3	67
59	99	12	95	36	98	2	54
58	99	11	94	35	97	1	42
57	99	10	94	34	97	0	18
56	99	9	92	33	96		
55	99	8	90	32	96		
54	99	7	86	31	96		
53	99	6	82	30	95		
52	99	5	77	29	95		
51	99	4	72	28	94		
50	99	3	66	27	94		
49	98	2	58	26	93		
48	98	1	47	25	93		
47	97	0	20	24	91		
46	97			23	88		
45	96			22	88		
44	96			21	87		
43	95			20	84		
42	94			19	80		
41	94			18	79		
40	94			17	78		
39	94			16	73		
38	93			15	70		
37	93			14	68		



Table 2 cont.

**Boys Curriculum-Based Measurement Norms
Fall - Grade 1**

Grade Level Recognizable Letters	Percentile Rank	Grade Level Exact Words	Percentile Rank	Taylor Recognizable Letters	Percentile Rank	Taylor Exact Words	Percentile Rank
36	93			13	63		
35	92			12	59		
34	92			11	57		
33	90			10	52		
32	90			9	47		
31	90			8	44		
30	89			7	40		
29	88			6	36		
28	87			5	33		
27	86			4	31		
26	85			3	27		
25	83			2	24		
24	81			1	21		
23	80			0	10		
22	78						
21	75						
20	74						
19	73						
18	69						
17	67						
16	66						
15	64						
14	60						
13	57						
12	54						
11	51						
10	49						
9	48						
8	44						
7	40						



Table 2 cont.

**Boys Curriculum-Based Measurement Norms
Fall - Grade 1**

Grade Level Recognizable Letters	Percentile Rank	Grade Level Exact Words	Percentile Rank	Taylor Recognizable Letters	Percentile Rank	Taylor Exact Words	Percentile Rank
6	37						
5	33						
4	28						
3	25						
2	21						
1	19						
0	9						



Table 3

**Boys Curriculum-Based Measurement Norms Summary
Fall - Grade 1**

Category	Maximum	Minimum	Number of Students in this Sample	Mean	Standard Deviation
GL Recognizable Letters	67	0	224	13.62	13.46
GL Exact Words	20	0	224	2.91	3.97
Taylor Recognizable Letters	44	0	229	10.85	9.65
Taylor Exact Words	10	0	229	2.25	2.38