



**Girls Grade 5
Fall**





Figure 144

Girls Fall Cover Sheet - Grade 5

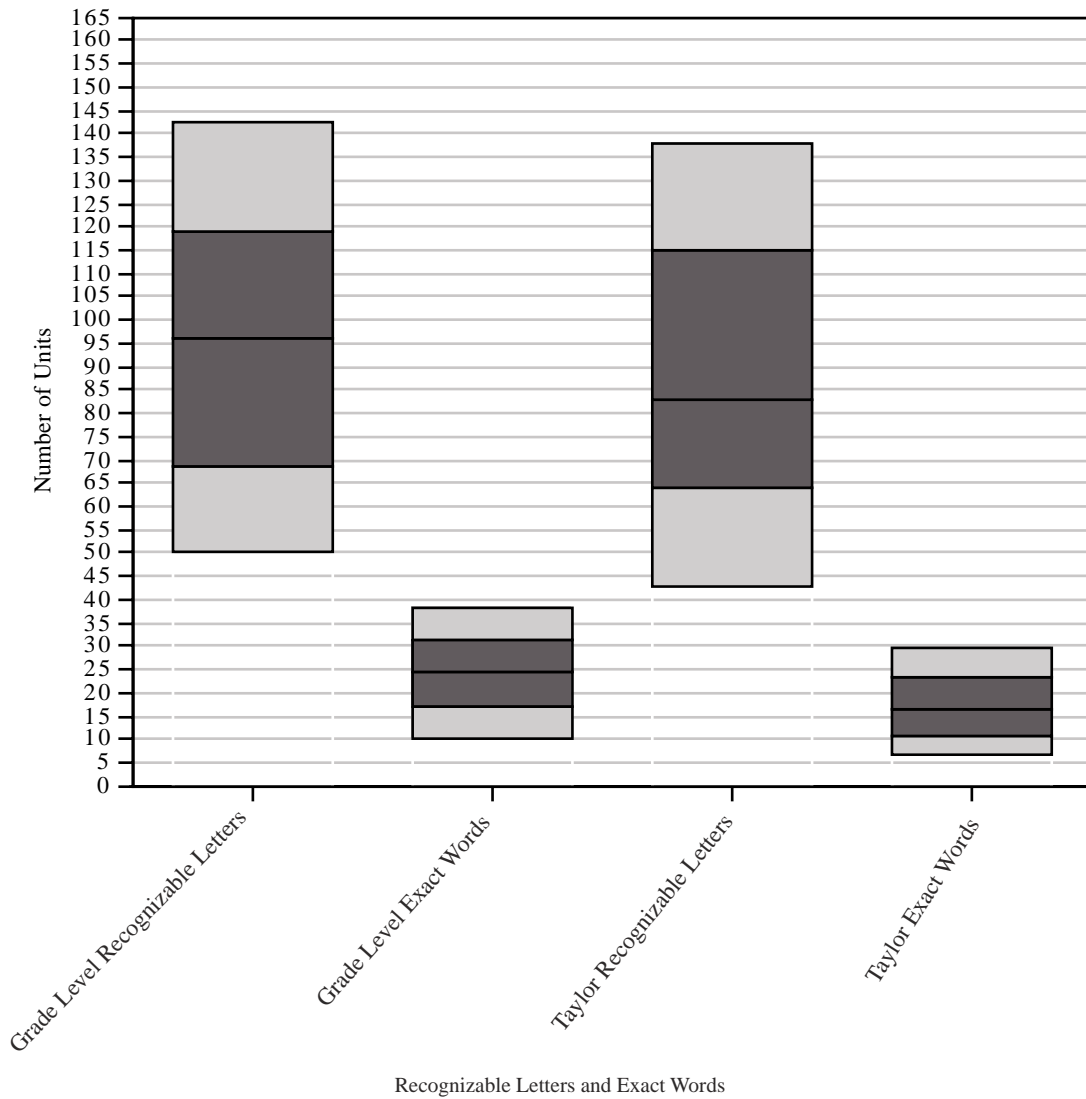
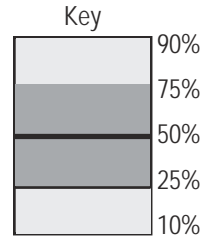






Figure 145

Girls Fall - Grade 5 Grade Level Exact Words Frequency Chart

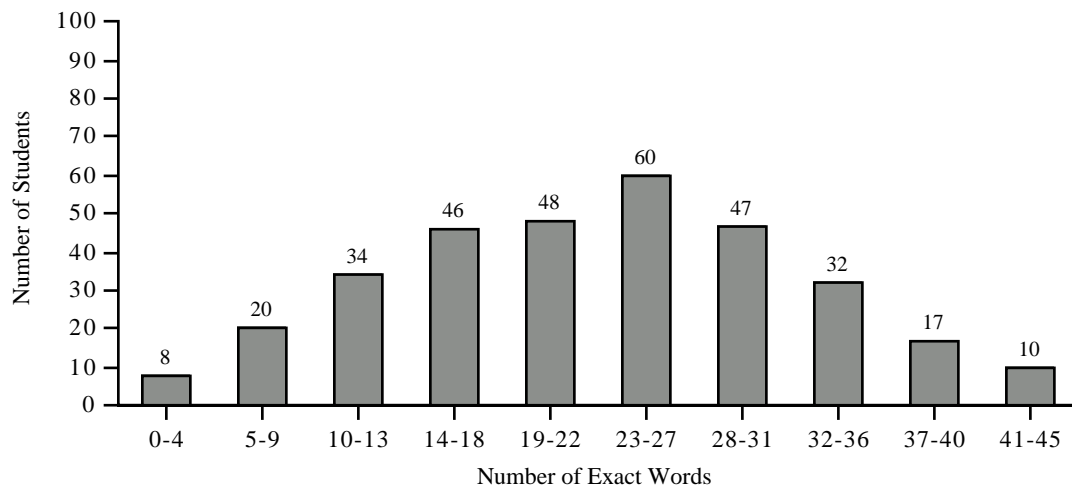


Figure 146

Girls Fall - Grade 5 Grade Level Recognizable Letters Frequency Chart

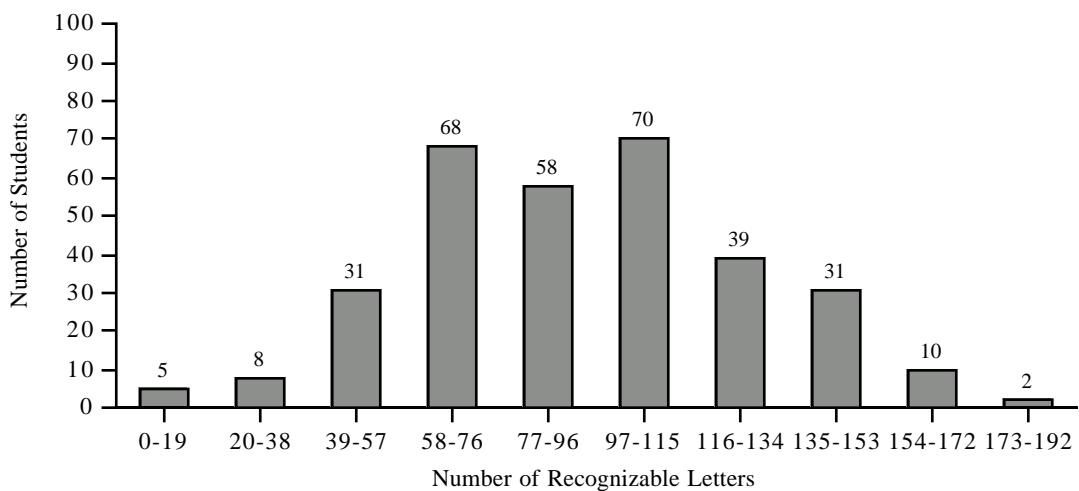






Figure 147

Girls Fall - Grade 5 Taylor Exact Words Frequency Chart

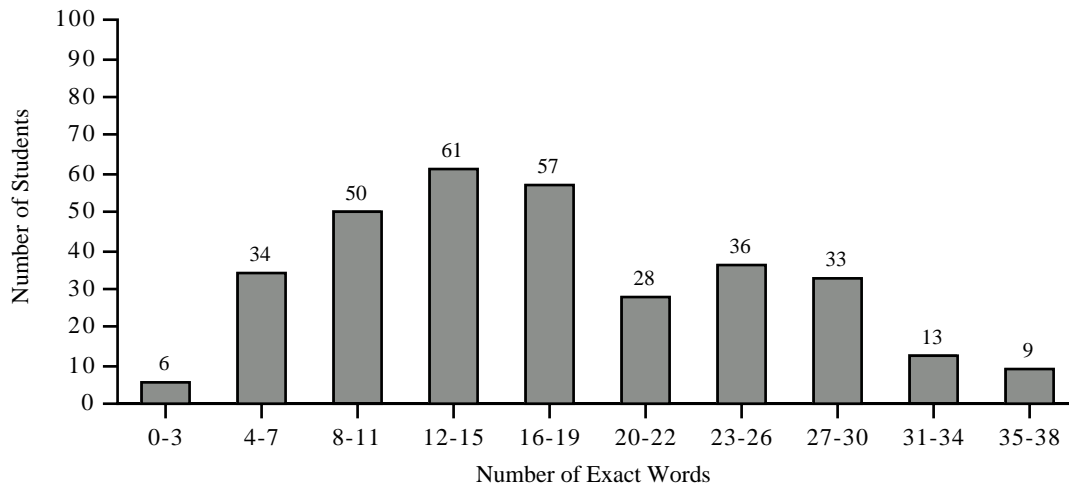


Figure 148

Girls Fall - Grade 5 Taylor Recognizable Letters Frequency Chart

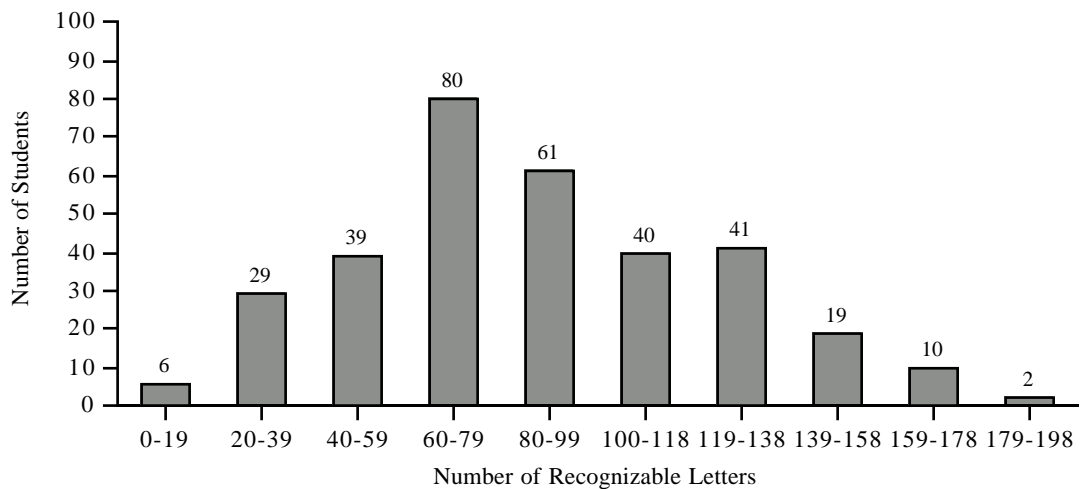






Table 56

**Girls Curriculum-Based Measurement Norms
Fall - Grade 5**

Grade Level Recognizable Letters	Percentile Rank	Grade Level Exact Words	Percentile Rank	Taylor Recognizable Letters	Percentile Rank	Taylor Exact Words	Percentile Rank
192	100	45	100	198	100	38	100
191	100	44	100	197	100	37	99
190	100	43	99	196	100	36	98
189	100	42	98	195	100	35	98
188	100	41	97	194	100	34	97
187	100	40	96	193	100	33	96
186	100	39	95	192	100	32	95
185	100	38	94	191	100	31	94
184	100	37	93	190	100	30	93
183	100	36	91	189	100	29	91
182	100	35	89	188	100	28	88
181	100	34	87	187	100	27	85
180	100	33	85	186	100	26	82
179	100	32	83	185	100	25	79
178	100	31	80	184	99	24	76
177	99	30	76	183	99	23	73
176	99	29	72	182	99	22	70
175	99	28	68	181	99	21	68
174	99	27	65	180	99	20	65
173	99	26	61	179	99	19	62
172	99	25	57	178	99	18	58
171	99	24	53	177	99	17	54
170	99	23	50	176	99	16	49
169	99	22	46	175	99	15	45
168	99	21	42	174	99	14	40
167	99	20	39	173	99	13	34
166	99	19	36	172	98	12	29
165	98	18	31	171	98	11	26
164	98	17	27	170	98	10	22
163	98	16	25	169	98	9	18



Table 56 cont.

**Girls Curriculum-Based Measurement Norms
Fall - Grade 5**

Grade Level Recognizable Letters	Percentile Rank	Grade Level Exact Words	Percentile Rank	Taylor Recognizable Letters	Percentile Rank	Taylor Exact Words	Percentile Rank
162	98	15	22	168	98	8	14
161	98	14	20	167	98	7	11
160	98	13	18	166	98	6	8
159	98	12	15	165	98	5	5
158	98	11	13	164	97	4	3
157	97	10	10	163	97	3	2
156	96	9	8	162	97	2	1
155	96	8	6	161	97	1	0
154	96	7	5	160	97	0	0
153	96	6	3	159	96		
152	95	5	2	158	96		
151	95	4	2	157	96		
150	95	3	2	156	96		
149	94	2	1	155	96		
148	94	1	0	154	95		
147	93	0	0	153	94		
146	93			152	94		
145	93			151	94		
144	92			150	94		
143	91			149	94		
142	91			148	94		
141	90			147	93		
140	90			146	93		
139	90			145	92		
138	89			144	92		
137	89			143	92		
136	88			142	92		
135	87			141	92		
134	86			140	92		
133	85			139	91		



Table 56 cont.

**Girls Curriculum-Based Measurement Norms
Fall - Grade 5**

Grade Level Recognizable Letters	Percentile Rank	Grade Level Exact Words	Percentile Rank	Taylor Recognizable Letters	Percentile Rank	Taylor Exact Words	Percentile Rank
132	84			138	90		
131	83			137	90		
130	82			136	90		
129	82			135	89		
128	81			134	89		
127	80			133	88		
126	80			132	88		
125	80			131	87		
124	79			130	87		
123	79			129	87		
122	78			128	86		
121	78			127	85		
120	77			126	84		
119	76			125	82		
118	75			124	82		
117	75			123	81		
116	74			122	80		
115	73			121	79		
114	72			120	78		
113	71			119	78		
112	70			118	77		
111	69			117	77		
110	68			116	76		
109	68			115	75		
108	67			114	75		
107	66			113	74		
106	65			112	74		
105	63			111	73		
104	62			110	73		



Table 56 cont.

**Girls Curriculum-Based Measurement Norms
Fall - Grade 5**

Grade Level Recognizable Letters	Percentile Rank	Grade Level Exact Words	Percentile Rank	Taylor Recognizable Letters	Percentile Rank	Taylor Exact Words	Percentile Rank
103	61			109	73		
102	60			108	72		
101	59			107	72		
100	57			106	71		
99	55			105	70		
98	53			104	69		
97	52			103	68		
96	51			102	67		
95	50			101	66		
94	48			100	65		
93	47			99	64		
92	46			98	63		
91	45			97	62		
90	45			96	61		
89	45			95	61		
88	44			94	60		
87	43			93	59		
86	43			92	58		
85	42			91	57		
84	41			90	56		
83	40			89	55		
82	40			88	55		
81	40			87	54		
80	39			86	52		
79	37			85	51		
78	36			84	51		
77	34			83	50		
76	34			82	50		
75	33			81	48		



Table 56 cont.

**Girls Curriculum-Based Measurement Norms
Fall - Grade 5**

Grade Level Recognizable Letters	Percentile Rank	Grade Level Exact Words	Percentile Rank	Taylor Recognizable Letters	Percentile Rank	Taylor Exact Words	Percentile Rank
74	32			80	46		
73	30			79	44		
72	29			78	42		
71	27			77	42		
70	26			76	42		
69	26			75	41		
68	25			74	38		
67	23			73	36		
66	23			72	35		
65	22			71	34		
64	21			70	33		
63	20			69	33		
62	19			68	31		
61	18			67	29		
60	16			66	27		
59	15			65	26		
58	15			64	25		
57	14			63	25		
56	13			62	24		
55	13			61	24		
54	12			60	22		
53	12			59	21		
52	11			58	19		
51	11			57	18		
50	10			56	18		
49	10			55	17		
48	9			54	17		
47	9			53	16		



Table 56 cont.

**Girls Curriculum-Based Measurement Norms
Fall - Grade 5**

Grade Level Recognizable Letters	Percentile Rank	Grade Level Exact Words	Percentile Rank	Taylor Recognizable Letters	Percentile Rank	Taylor Exact Words	Percentile Rank
46	9			52	15		
45	9			51	14		
44	8			50	14		
43	7			49	13		
42	7			48	13		
41	6			47	12		
40	5			46	11		
39	4			45	11		
38	4			44	10		
37	4			43	10		
36	3			42	10		
35	3			41	9		
34	3			40	9		
33	3			39	9		
32	2			38	8		
31	2			37	7		
30	2			36	6		
29	2			35	6		
28	2			34	6		
27	2			33	6		
26	2			32	5		
25	2			31	5		
24	2			30	4		
23	2			29	4		
22	2			28	4		
21	2			27	3		
20	2			26	3		
19	1			25	3		
18	1			24	3		
17	0			23	2		
16	0			22	2		
15	0			21	2		
14	0			20	2		
13	0			19	2		



Table 57

**Girls Curriculum-Based Measurement Norms Summary
Fall - Grade 5**

Category	Maximum	Minimum	Number of Students in this Sample	Mean	Standard Deviation
GL Recognizable Letters	192	6	322	93.86	34.51
GL Exact Words	45	1	322	22.89	9.53
Taylor Recognizable Letters	198	4	327	88.12	36.32
Taylor Exact Words	38	1	327	17.20	8.33