



# Boys Grade 1 Winter





Figure 14

# Boys Winter Cover Sheet - Grade 1

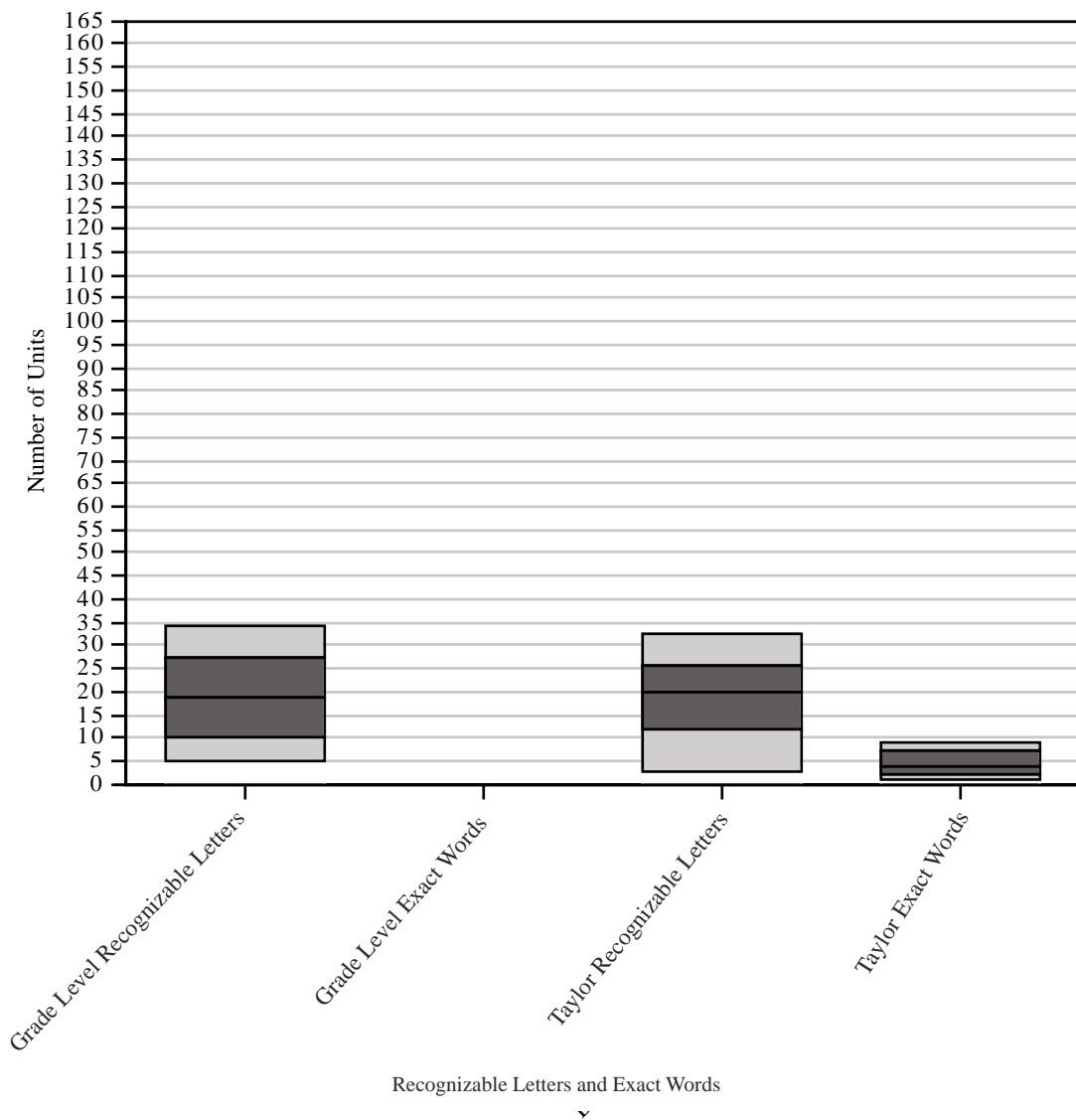
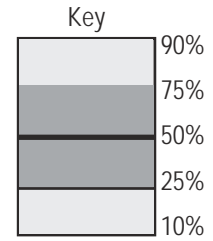






Figure 15

### Boys Winter - Grade 1 Grade Level Exact Words Frequency Chart

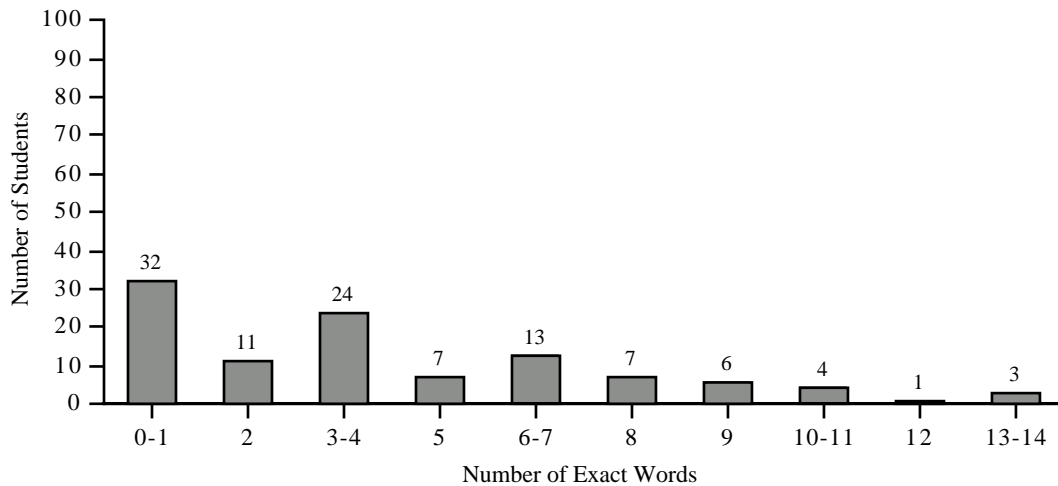


Figure 16

### Boys Winter - Grade 1 Grade Level Recognizable Letters Frequency Chart

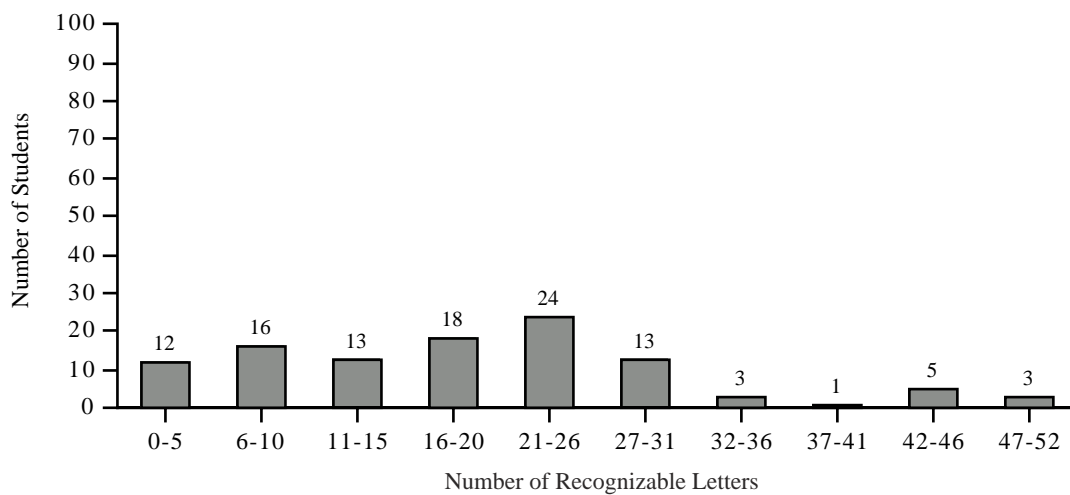






Figure 17

### Boys Winter - Grade 1 Taylor Exact Words Frequency Chart

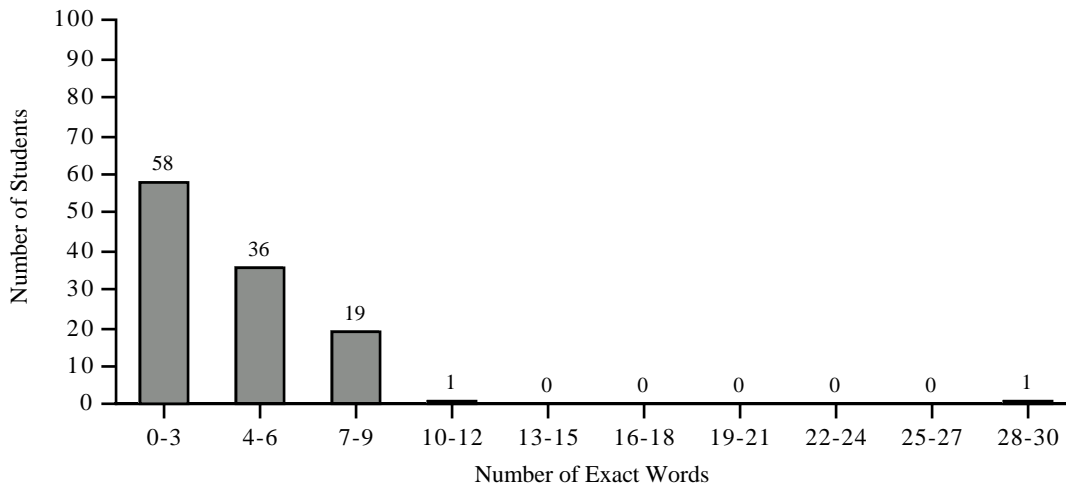


Figure 18

### Boys Winter - Grade 1 Taylor Recognizable Letters Frequency chart

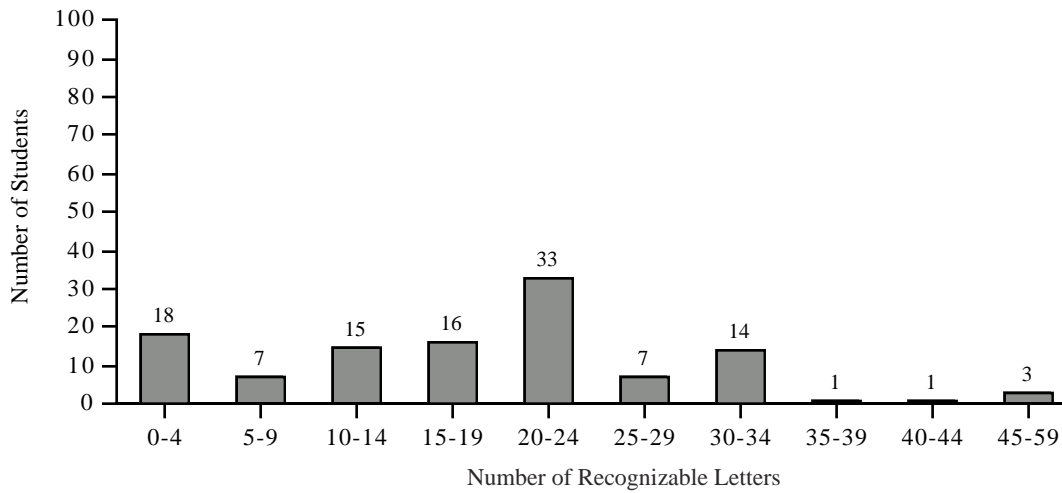






Table 4

**Boys Curriculum-Based Measurement Norms  
Winter - Grade 1**

Grade Level Recognizable Letters	Percentile Rank	Grade Level Exact Words	Percentile Rank	Taylor Recognizable Letters	Percentile Rank	Taylor Exact Words	Percentile Rank
52	100	14	99	49	100	30	100
51	99	13	98	48	99	29	99
50	99	12	97	47	99	28	99
49	98	11	95	46	99	27	99
48	97	10	93	45	98	26	99
47	97	9	90	44	97	25	99
46	96	8	83	43	97	24	99
45	95	7	77	42	97	23	99
44	94	6	71	41	97	22	99
43	94	5	64	40	97	21	99
42	93	4	57	39	97	20	99
41	93	3	47	38	97	19	99
40	93	2	35	37	96	18	99
39	92	1	25	36	95	17	99
38	92	0	11	35	95	16	99
37	92			34	94	15	99
36	92			33	92	14	99
35	92			32	90	13	99
34	91			31	89	12	99
33	90			30	85	11	99
32	89			29	81	10	99
31	88			28	79	9	97
30	84			27	77	8	93
29	81			26	77	7	86
28	80			25	76	6	74
27	78			24	69	5	64



Table 4 cont.

**Boys Curriculum-Based Measurement Norms  
Winter - Grade 1**

Grade Level Recognizable Letters	Percentile Rank	Grade Level Exact Words	Percentile Rank	Taylor Recognizable Letters	Percentile Rank	Taylor Exact Words	Percentile Rank
26	73			23	63	4	55
25	69			22	62	3	43
24	68			21	60	2	33
23	66			20	53	1	23
22	63			19	47	0	9
21	58			18	45		
20	55			17	43		
19	52			16	40		
18	46			15	35		
17	41			14	33		
16	38			13	30		
15	38			12	26		
14	36			11	24		
13	34			10	23		
12	31			9	21		
11	28			8	20		
10	25			7	18		
9	23			6	17		
8	18			5	16		
7	15			4	14		
6	13			3	11		
5	10			2	10		
4	9			1	9		
3	8			0	4		





Table 5

**Boys Curriculum-Based Measurement Norms Summary  
Winter - Grade 1**

Category	Maximum	Minimum	Number of Students in this Sample	Mean	Standard Deviation
GL Recognizable Letters	52	0	108	19.29	12.06
GL Exact Words	14	0	108	4.08	3.62
Taylor Recognizable Letters	49	0	115	18.60	11.10
Taylor Exact Words	30	0	115	3.90	3.68