



# Boys Grade 1 Spring





Figure 19

# Boys Spring Cover Sheet - Grade 1

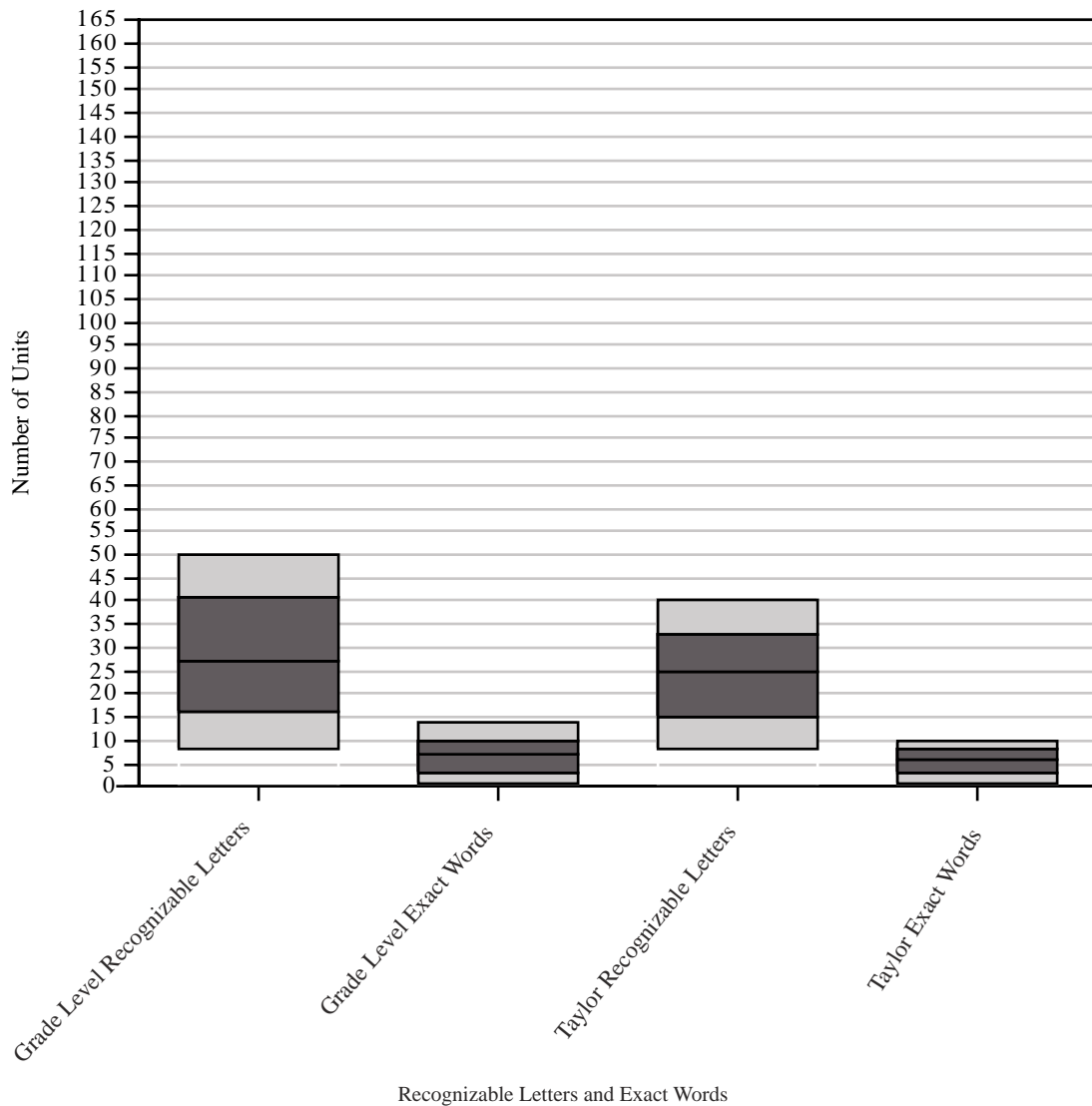
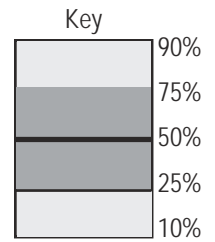






Figure 20

### Boys Spring - Grade 1 Grade Level Exact Words Frequency Chart

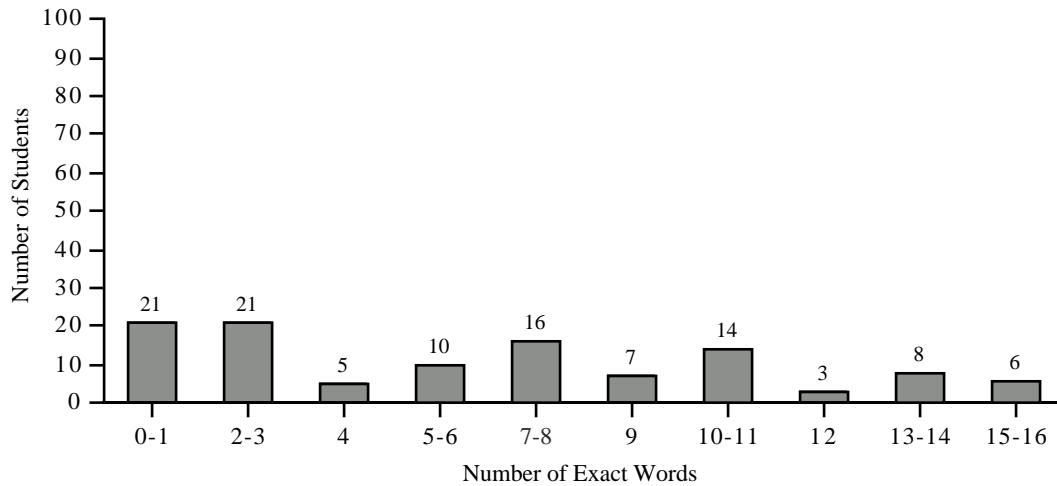


Figure 21

### Boys Spring - Grade 1 Grade Level Recognizable Letters Frequency Chart

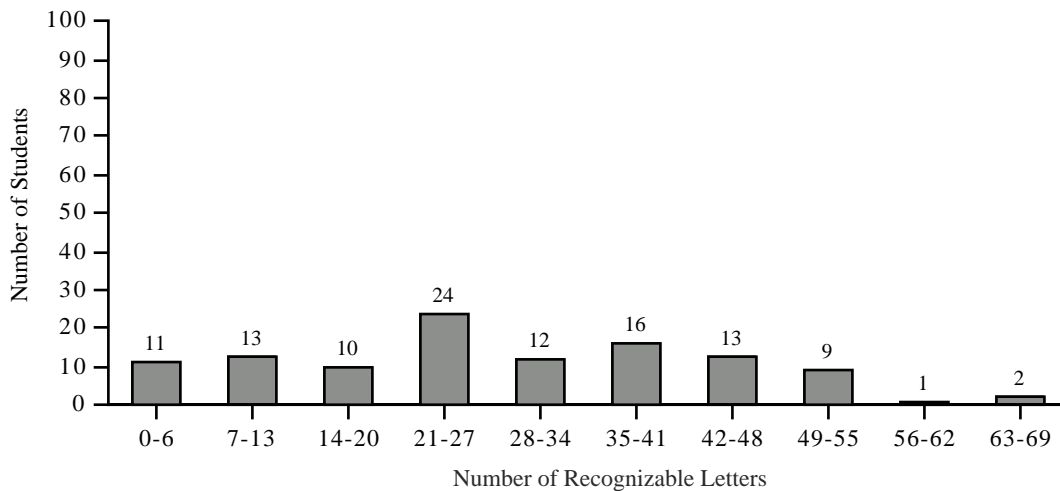






Figure 22

**Boys Spring - Grade 1  
Taylor Exact Words Frequency Chart**

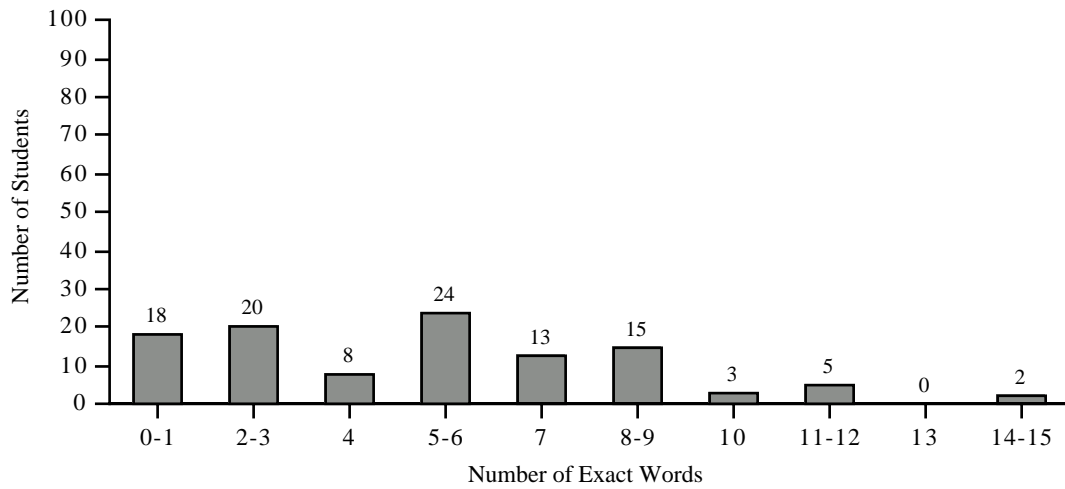


Figure 23

**Boys Spring - Grade 1  
Taylor Recognizable Letters Frequency Chart**

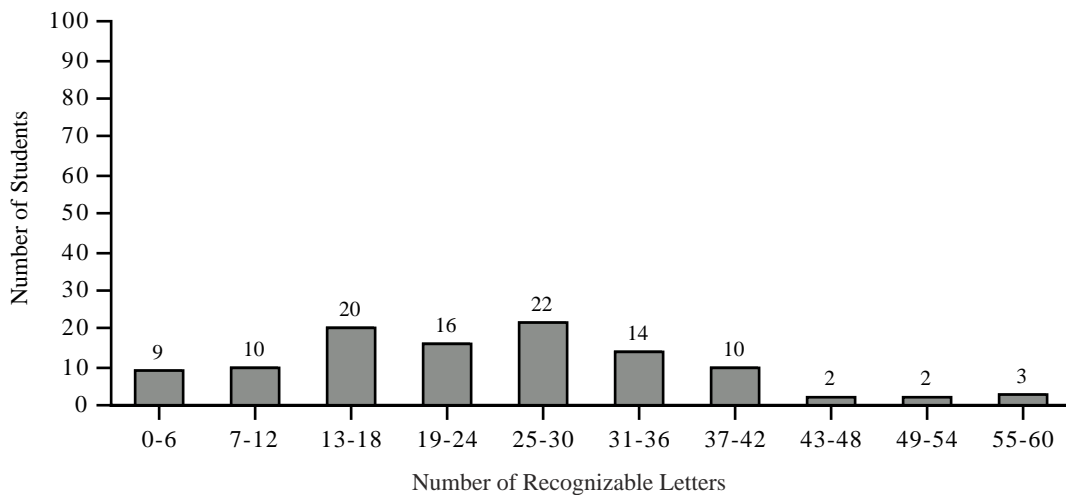






Table 6

**Boys Curriculum-Based Measurement Norms  
Spring - Grade 1**

Grade Level Recognizable Letters	Percentile Rank	Grade Level Exact Words	Percentile Rank	Taylor Recognizable Letters	Percentile Rank	Taylor Exact Words	Percentile Rank
69	100	16	99	60	100	15	100
68	99	15	96	59	99	14	99
67	99	14	93	58	98	13	98
66	99	13	90	57	98	12	97
65	98	12	86	56	98	11	94
64	98	11	83	55	97	10	92
63	98	10	77	54	97	9	89
62	98	9	69	53	97	8	82
61	98	8	62	52	97	7	71
60	98	7	55	51	96	6	60
59	98	6	49	50	96	5	49
58	98	5	44	49	96	4	39
57	98	4	40	48	95	3	32
56	97	3	32	47	94	2	23
55	97	2	22	46	94	1	13
54	96	1	15	45	94	0	5
53	95	0	5	44	94		
52	93			43	94		
51	93			42	93		
50	92			41	91		
49	90			40	91		
48	88			39	89		
47	87			38	87		
46	85			37	85		
45	82			36	84		
44	81			35	81		
43	78			34	80		
42	77			33	77		
41	76			32	74		



Table 6 cont.

**Boys Curriculum-Based Measurement Norms  
Spring - Grade 1**

Grade Level Recognizable Letters	Percentile Rank	Grade Level Exact Words	Percentile Rank	Taylor Recognizable Letters	Percentile Rank	Taylor Exact Words	Percentile Rank
40	75			31	72		
39	73			30	66		
38	72			29	60		
37	70			28	59		
36	67			27	57		
35	64			26	55		
34	61			25	52		
33	59			24	46		
32	58			23	42		
31	57			22	42		
30	55			21	42		
29	53			20	39		
28	52			19	36		
27	50			18	36		
26	46			17	33		
25	41			16	29		
24	39			15	26		
23	37			14	25		
22	34			13	20		
21	32			12	18		
20	30			11	17		
19	30			10	15		
18	29			9	13		
17	28			8	11		
16	27			7	9		
15	24			6	6		
14	22			5	5		
13	21			4	4		



Table 6 cont.

**Boys Curriculum-Based Measurement Norms  
Spring - Grade 1**

Grade Level Recognizable Letters	Percentile Rank	Grade Level Exact Words	Percentile Rank	Taylor Recognizable Letters	Percentile Rank	Taylor Exact Words	Percentile Rank
12	18			3	3		
11	16			2	2		
10	14			1	1		
9	12			0	0		
8	11						
7	10						
6	10						
5	10						
4	9						
3	7						
2	6						
1	6						
0	3						



Table 7

**Boys Curriculum-Based Measurement Norms Summary  
Spring - Grade 1**

Category	Maximum	Minimum	Number of Students in this Sample	Mean	Standard Deviation
GL Recognizable Letters	69	0	111	28.27	16.07
GL Exact Words	16	0	111	6.33	4.61
Taylor Recognizable Letters	60	0	108	24.41	12.88
Taylor Exact Words	15	0	108	5.08	3.39