



# Girls Grade 1 Spring





Figure 34

# Girls Spring Cover Sheet - Grade 1

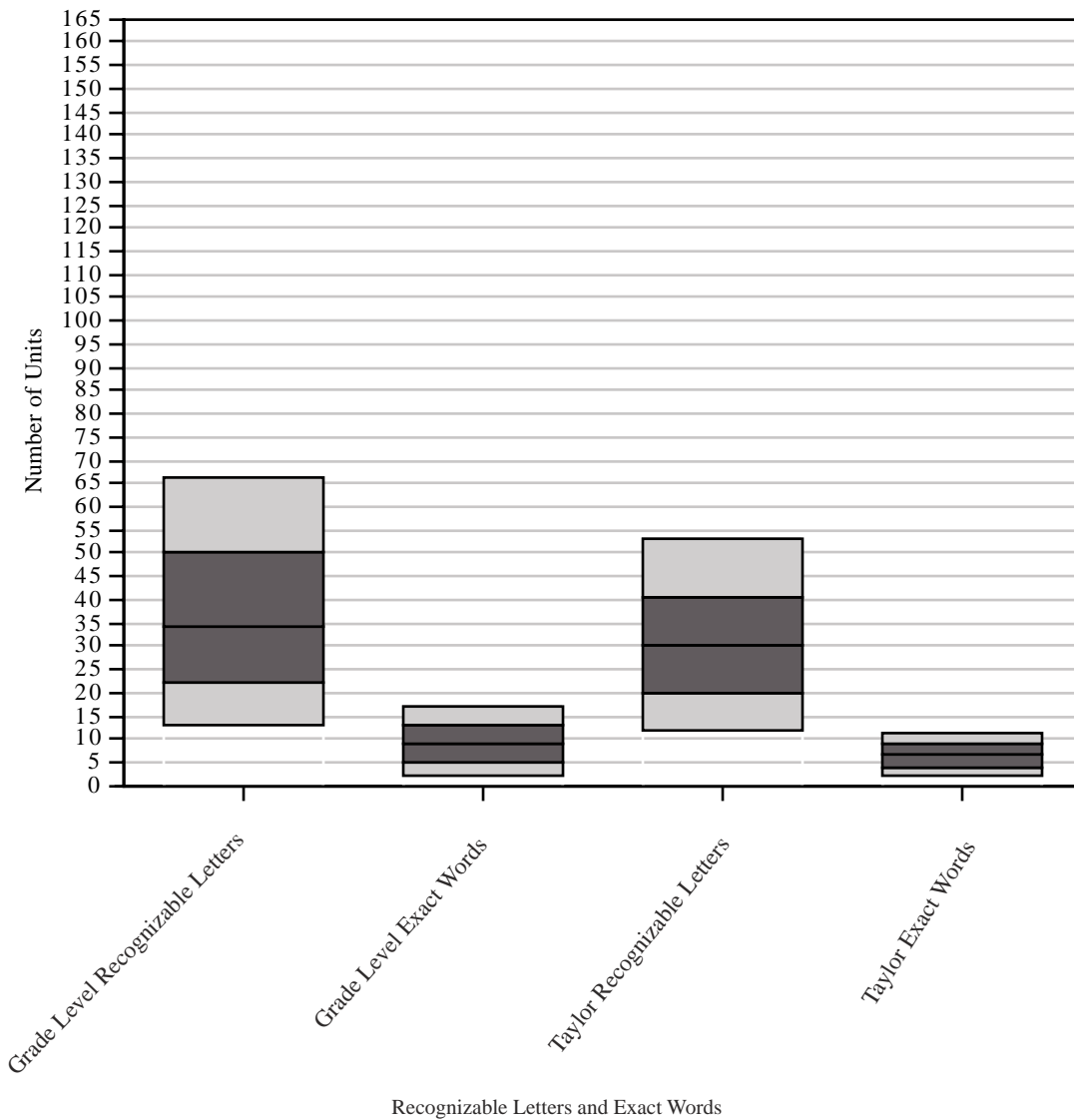
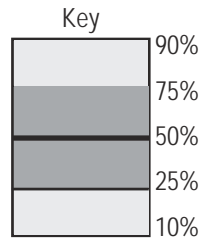






Figure 35

### Girls Spring - Grade 1 Grade Level Exact Words Frequency Chart

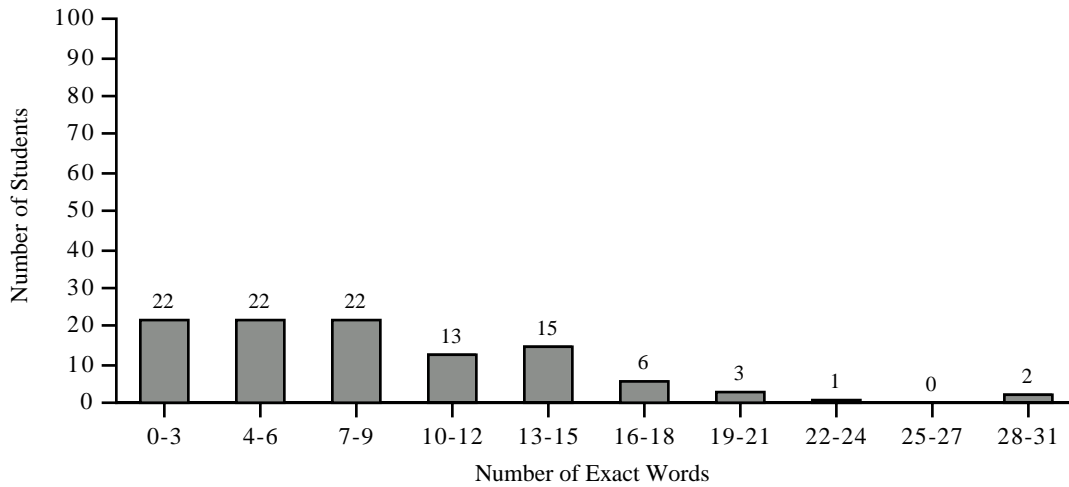


Figure 36

### Girls Spring - Grade 1 Grade Level Recognizable Letters Frequency Chart

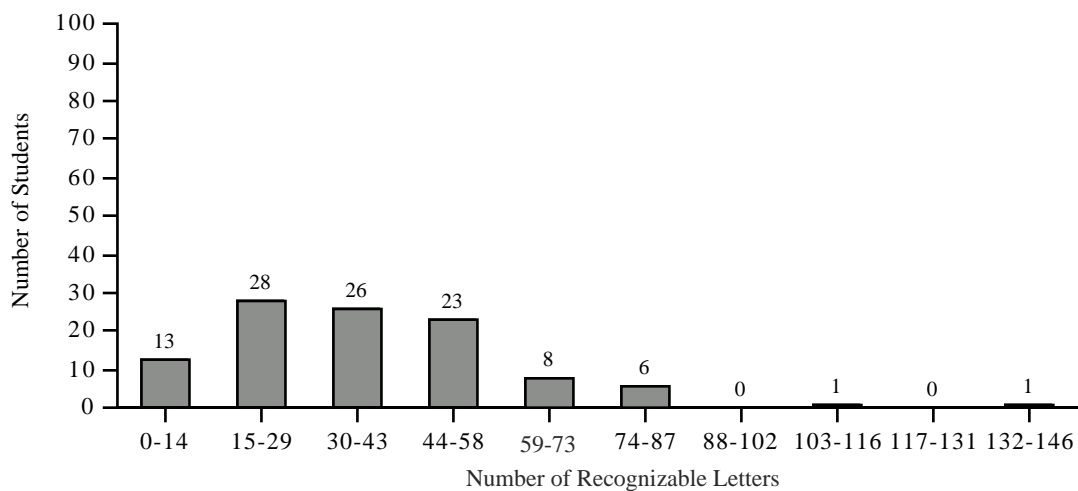






Figure 37

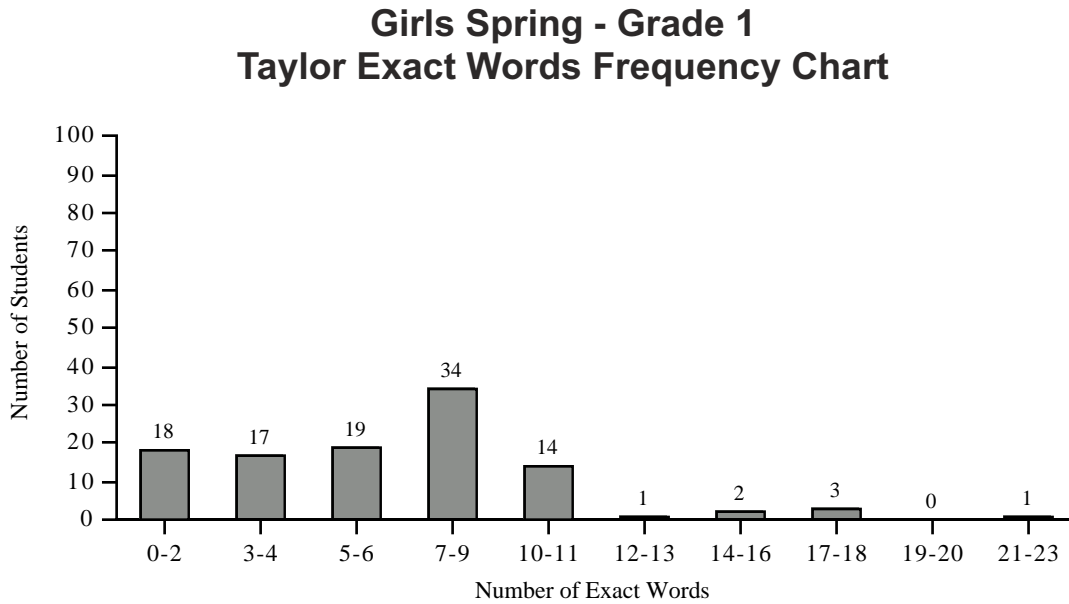


Figure 38

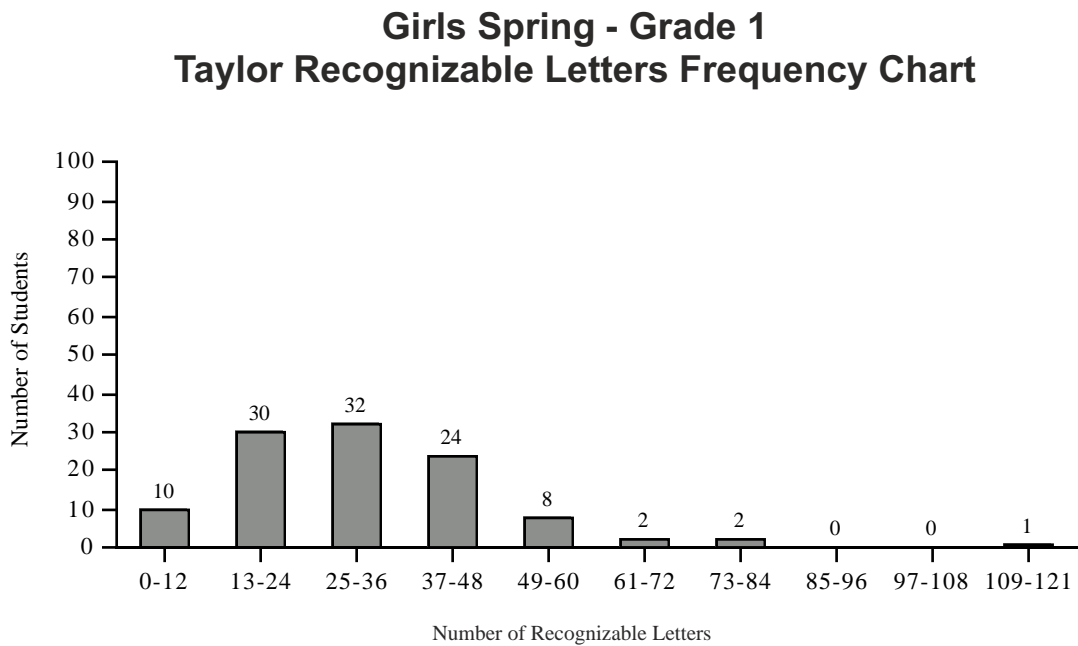






Table 12

**Girls Curriculum-Based Measurement Norms  
Spring - Grade 1**

Grade Level Recognizable Letters	Percentile Rank	Grade Level Exact Words	Percentile Rank	Taylor Recognizable Letters	Percentile Rank	Taylor Exact Words	Percentile Rank
146	100	31	100	121	100	23	100
145	99	30	99	120	99	22	99
144	99	29	99	119	99	21	99
143	99	28	99	118	99	20	99
142	99	27	98	117	99	19	99
141	99	26	98	116	99	18	99
140	99	25	98	115	99	17	98
139	99	24	98	114	99	16	96
138	99	23	98	113	99	15	96
137	99	22	98	112	99	14	95
136	99	21	97	111	99	13	94
135	99	20	95	110	99	12	94
134	99	19	94	109	99	11	91
133	99	18	93	108	99	10	84
132	99	17	92	107	99	9	77
131	99	16	90	106	99	8	67
130	99	15	87	105	99	7	54
129	99	14	84	104	99	6	44
128	99	13	78	103	99	5	35
127	99	12	72	102	99	4	28
126	99	11	67	101	99	3	21
125	99	10	64	100	99	2	13
124	99	9	58	99	99	1	7
123	99	8	49	98	99	0	3
122	99	7	42	97	99		
121	99	6	37	96	99		
120	99	5	31	95	99		
119	99	4	25	94	99		
118	99	3	18	93	99		
117	99	2	13	92	99		



Table 12 cont.

**Girls Curriculum-Based Measurement Norms  
Spring - Grade 1**

Grade Level Recognizable Letters	Percentile Rank	Grade Level Exact Words	Percentile Rank	Taylor Recognizable Letters	Percentile Rank	Taylor Exact Words	Percentile Rank
116	99	1	8	91	99		
115	99	0	3	90	99		
114	99			89	99		
113	99			88	99		
112	99			87	99		
111	99			86	99		
110	99			85	99		
109	98			84	99		
108	98			83	99		
107	98			82	99		
106	98			81	99		
105	98			80	99		
104	98			79	99		
103	98			78	99		
102	98			77	99		
101	98			76	99		
100	98			75	99		
99	98			74	98		
98	98			73	97		
97	98			72	97		
96	98			71	97		
95	98			70	97		
94	98			69	97		
93	98			68	97		
92	98			67	96		
91	98			66	96		
90	98			65	96		
89	98			64	95		
88	98			63	95		
87	98			62	95		
86	98			61	95		



Table 12 cont.

**Girls Curriculum-Based Measurement Norms  
Spring - Grade 1**

Grade Level Recognizable Letters	Percentile Rank	Grade Level Exact Words	Percentile Rank	Taylor Recognizable Letters	Percentile Rank	Taylor Exact Words	Percentile Rank
85	98			60	94		
84	98			59	94		
83	98			58	94		
82	97			57	94		
81	97			56	94		
80	96			55	94		
79	96			54	93		
78	95			53	91		
77	95			52	89		
76	94			51	89		
75	94			50	89		
74	94			49	89		
73	93			48	89		
72	92			47	88		
71	92			46	86		
70	92			45	84		
69	92			44	83		
68	92			43	82		
67	92			42	81		
66	91			41	81		
65	90			40	78		
64	89			39	74		
63	88			38	72		
62	88			37	69		
61	87			36	67		
60	87			35	63		
59	86			34	59		
58	86			33	57		
57	86			32	57		
56	86			31	56		



Table 12 cont.

**Girls Curriculum-Based Measurement Norms  
Spring - Grade 1**

Grade Level Recognizable Letters	Percentile Rank	Grade Level Exact Words	Percentile Rank	Taylor Recognizable Letters	Percentile Rank	Taylor Exact Words	Percentile Rank
55	86			30	52		
54	85			29	45		
53	85			28	43		
52	84			27	42		
51	83			26	41		
50	81			25	40		
49	78			24	36		
48	75			23	33		
47	74			22	33		
46	71			21	32		
45	68			20	27		
44	66			19	23		
43	63			18	22		
42	62			17	21		
41	60			16	18		
40	58			15	17		
39	56			14	15		
38	55			13	12		
37	54			12	10		
36	54			11	10		
35	53			10	8		
34	51			9	7		
33	50			8	6		
32	48			7	6		
31	45			6	5		
30	42			5	5		
29	39			4	3		
28	38			3	1		
27	37			2	1		



Table 12 cont.

**Girls Curriculum-Based Measurement Norms  
Spring - Grade 1**

Grade Level Recognizable Letters	Percentile Rank	Grade Level Exact Words	Percentile Rank	Taylor Recognizable Letters	Percentile Rank	Taylor Exact Words	Percentile Rank
26	33			1	1		
25	31			0	0		
24	30						
23	29						
22	25						
21	21						
20	20						
19	20						
18	18						
17	17						
16	15						
15	13						
14	12						
13	12						
12	10						
11	8						
10	8						
9	7						
8	5						
7	3						
6	2						
5	2						
4	1						
3	1						
2	1						
1	1						
0	0						



Table 13

**Girls Curriculum-Based Measurement Norms Summary  
Spring - Grade 1**

Category	Maximum	Minimum	Number of Students in this Sample	Mean	Standard Deviation
GL Recognizable Letters	146	0	106	37.25	22.60
GL Exact Words	31	0	106	8.66	6.06
Taylor Recognizable Letters	121	0	109	30.95	17.64
Taylor Exact Words	23	0	109	6.60	4.08