



**Boys Grade 2
Fall**





Figure 39

Boys Fall Cover Sheet - Grade 2

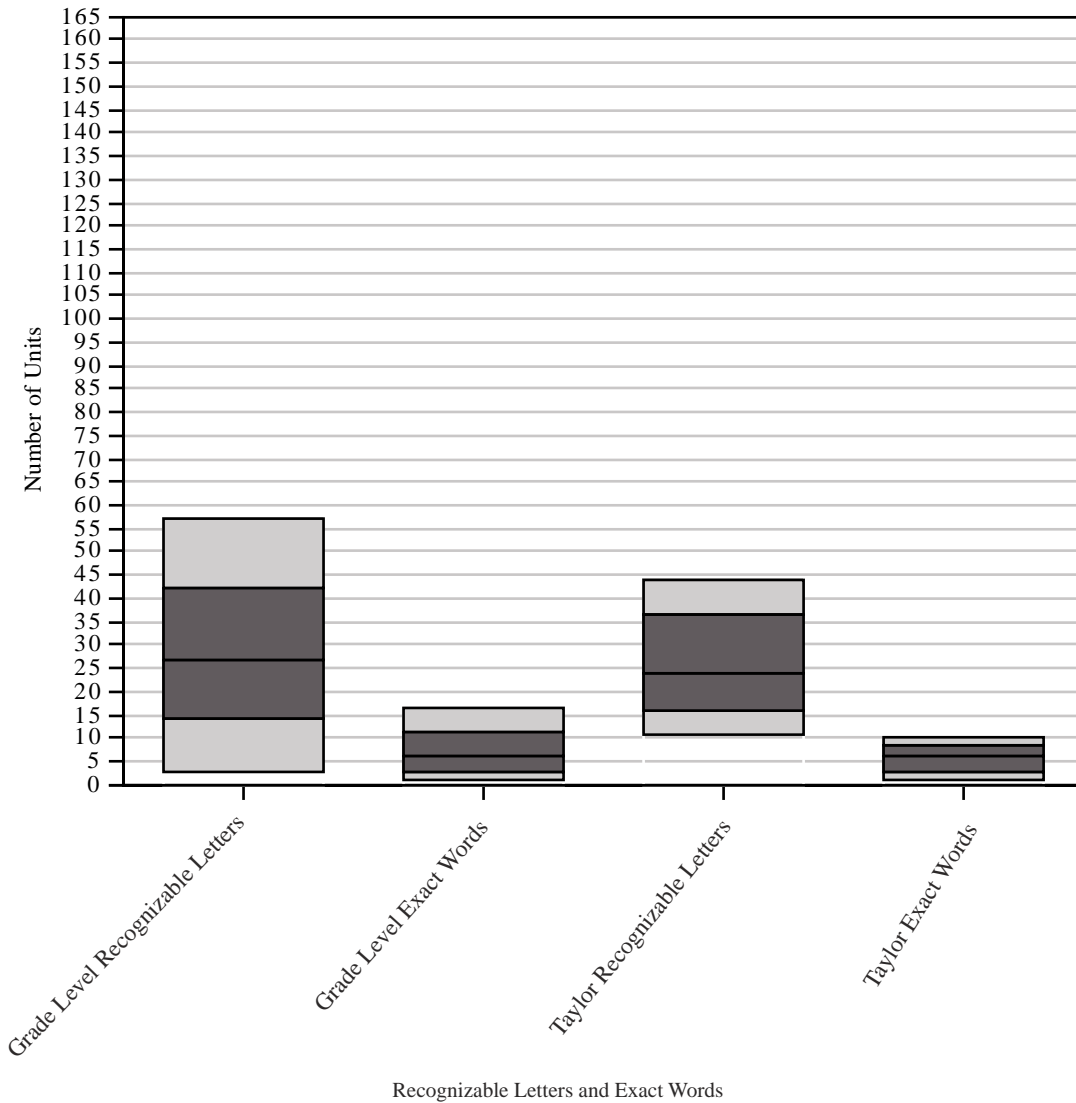
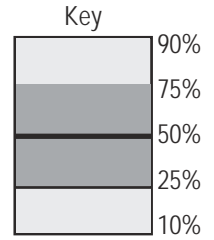






Figure 40

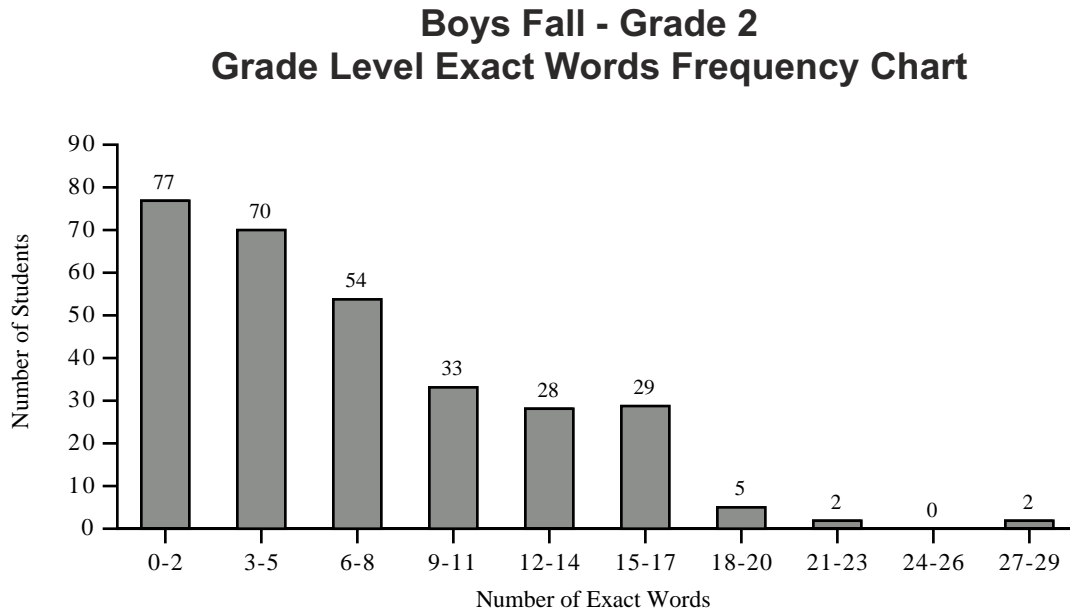


Figure 41

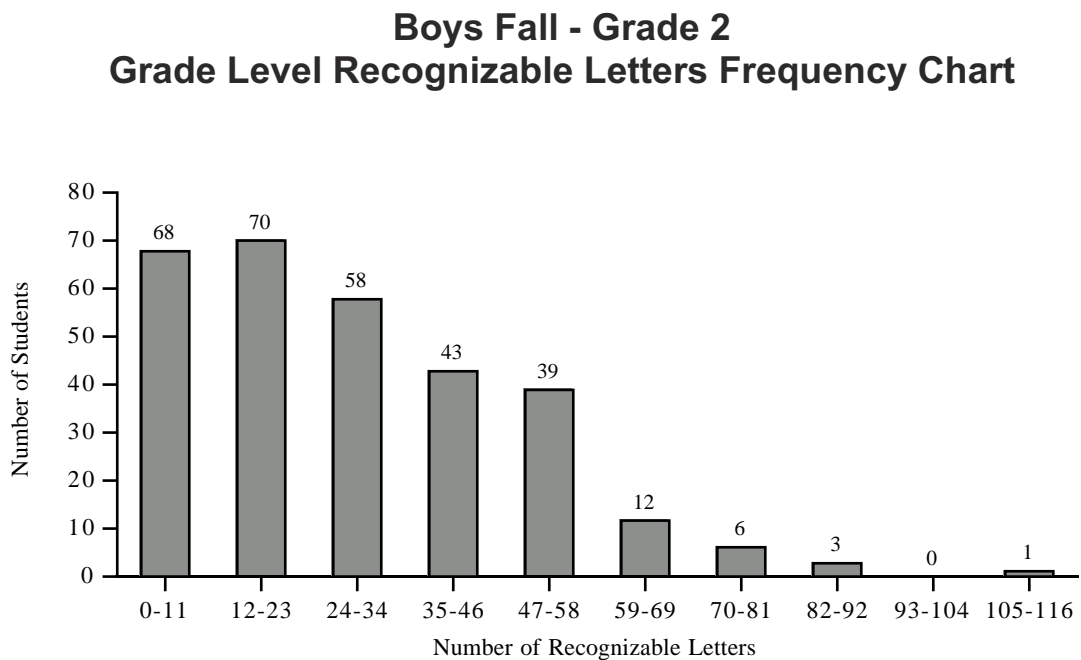






Figure 42

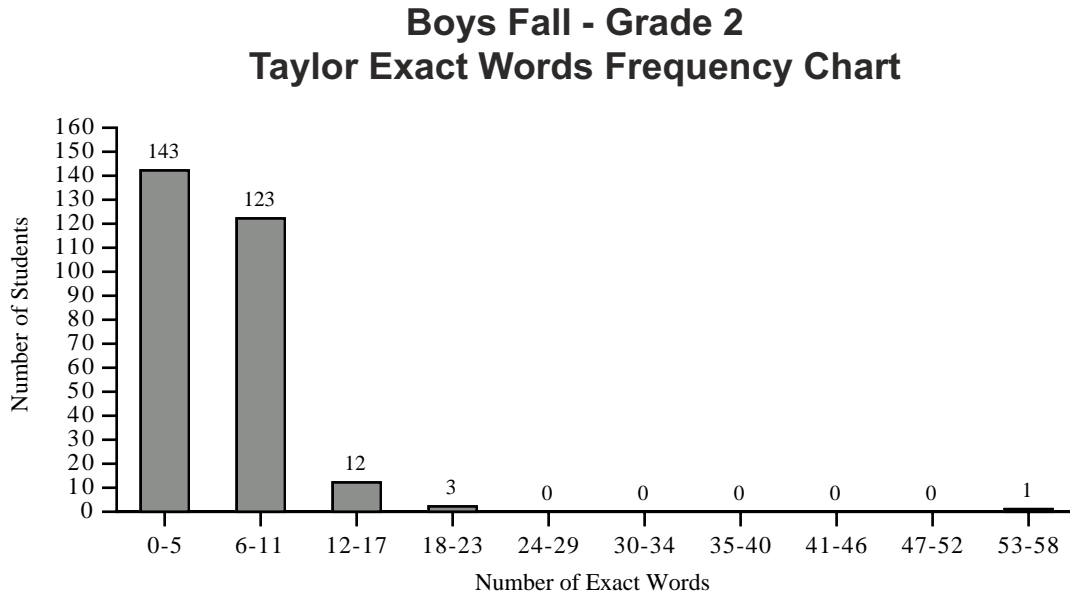


Figure 43

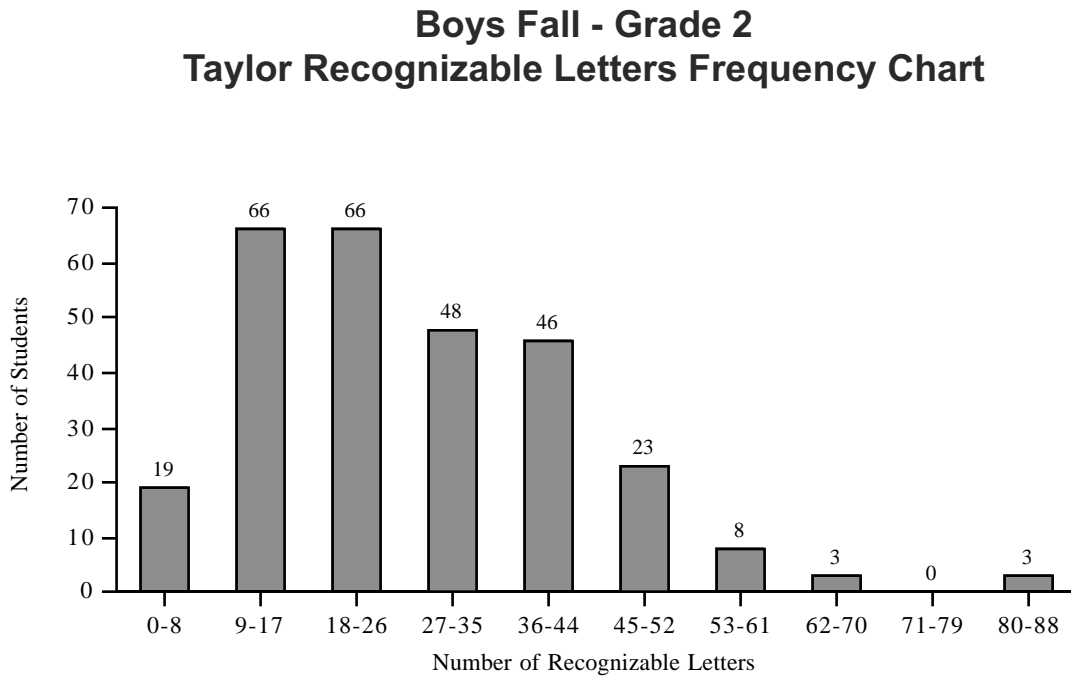






Table 14

**Boys Curriculum-Based Measurement Norms
Fall - Grade 2**

Grade Level Recognizable Letters	Percentile Rank	Grade Level Exact Words	Percentile Rank	Taylor Recognizable Letters	Percentile Rank	Taylor Exact Words	Percentile Rank
116	100	29	100	88	100	58	100
115	100	28	100	87	99	57	100
114	100	27	100	86	99	56	100
113	100	26	100	85	99	55	100
112	100	25	100	84	99	54	100
111	100	24	100	83	99	53	100
110	100	23	100	82	99	52	100
109	100	22	99	81	99	51	100
108	100	21	99	80	99	50	100
107	100	20	99	79	99	49	100
106	100	19	98	78	99	48	100
105	100	18	98	77	99	47	100
104	100	17	96	76	99	46	100
103	100	16	94	75	99	45	100
102	100	15	90	74	99	44	100
101	100	14	87	73	99	43	100
100	100	13	85	72	99	42	100
99	100	12	81	71	99	41	100
98	100	11	78	70	99	40	100
97	100	10	75	69	99	39	100
96	100	9	70	68	99	38	100
95	100	8	65	67	99	37	100
94	100	7	59	66	98	36	100
93	100	6	52	65	98	35	100
92	100	5	46	64	98	34	100
91	100	4	38	63	98	33	100
90	100	3	31	62	98	32	100



Table 14 cont.

**Boys Curriculum-Based Measurement Norms
Fall - Grade 2**

Grade Level Recognizable Letters	Percentile Rank	Grade Level Exact Words	Percentile Rank	Taylor Recognizable Letters	Percentile Rank	Taylor Exact Words	Percentile Rank
89	99	2	22	61	98	31	100
88	99	1	15	60	97	30	100
87	99	0	6	59	97	29	100
86	99			58	97	28	100
85	99			57	96	27	100
84	99			56	96	26	100
83	99			55	96	25	100
82	99			54	95	24	100
81	99			53	95	23	100
80	98			52	94	22	100
79	98			51	94	21	100
78	98			50	93	20	99
77	98			49	92	19	99
76	98			48	92	18	99
75	98			47	92	17	98
74	98			46	90	16	98
73	98			45	88	15	98
72	97			44	86	14	98
71	97			43	85	13	97
70	97			42	85	12	96
69	97			41	84	11	94
68	97			40	83	10	91
67	97			39	81	9	86
66	96			38	77	8	78
65	96			37	75	7	69
64	95			36	72	6	58
63	95			35	70	5	46
62	95			34	68	4	37



Table 14 cont.

**Boys Curriculum-Based Measurement Norms
Fall - Grade 2**

Grade Level Recognizable Letters	Percentile Rank	Grade Level Exact Words	Percentile Rank	Taylor Recognizable Letters	Percentile Rank	Taylor Exact Words	Percentile Rank
61	94			33	66	3	28
60	94			32	63	2	20
59	93			31	62	1	12
58	92			30	59	0	4
57	91			29	55		
56	89			28	55		
55	89			27	54		
54	88			26	53		
53	87			25	51		
52	86			24	46		
51	85			23	41		
50	84			22	40		
49	83			21	39		
48	82			20	35		
47	81			19	31		
46	80			18	31		
45	80			17	29		
44	79			16	25		
43	77			15	22		
42	76			14	20		
41	75			13	16		
40	73			12	13		
39	72			11	11		
38	71			10	9		
37	69			9	7		
36	67			8	7		
35	66			7	6		
34	65			6	4		
33	63			5	4		



Table 14 cont.

**Boys Curriculum-Based Measurement Norms
Fall - Grade 2**

Grade Level Recognizable Letters	Percentile Rank	Grade Level Exact Words	Percentile Rank	Taylor Recognizable Letters	Percentile Rank	Taylor Exact Words	Percentile Rank
32	60			4	3		
31	58			3	2		
30	57			2	2		
29	54			1	2		
28	52			0	1		
27	50						
26	49						
25	48						
24	47						
23	44						
22	41						
21	39						
20	37						
19	36						
18	34						
17	32						
16	30						
15	29						
14	27						
13	24						
12	23						
11	22						
10	21						
9	19						
8	17						
7	15						
6	14						



Table 14 cont.

**Boys Curriculum-Based Measurement Norms
Fall - Grade 2**

Grade Level Recognizable Letters	Percentile Rank	Grade Level Exact Words	Percentile Rank	Taylor Recognizable Letters	Percentile Rank	Taylor Exact Words	Percentile Rank
5	14						
4	13						
3	11						
2	8						
1	7						
0	3						



Table 15

**Boys Curriculum-Based Measurement Norms Summary
Fall - Grade 2**

Category	Maximum	Minimum	Number of Students in this Sample	Mean	Standard Deviation
GL Recognizable Letters	116	0	300	28.67	20.24
GL Exact Words	29	0	300	6.71	5.40
Taylor Recognizable Letters	88	0	282	27.50	15.20
Taylor Exact Words	58	0	282	5.60	4.78