



Boys Grade 2 Winter





Figure 44

Boys Winter Cover Sheet - Grade 2

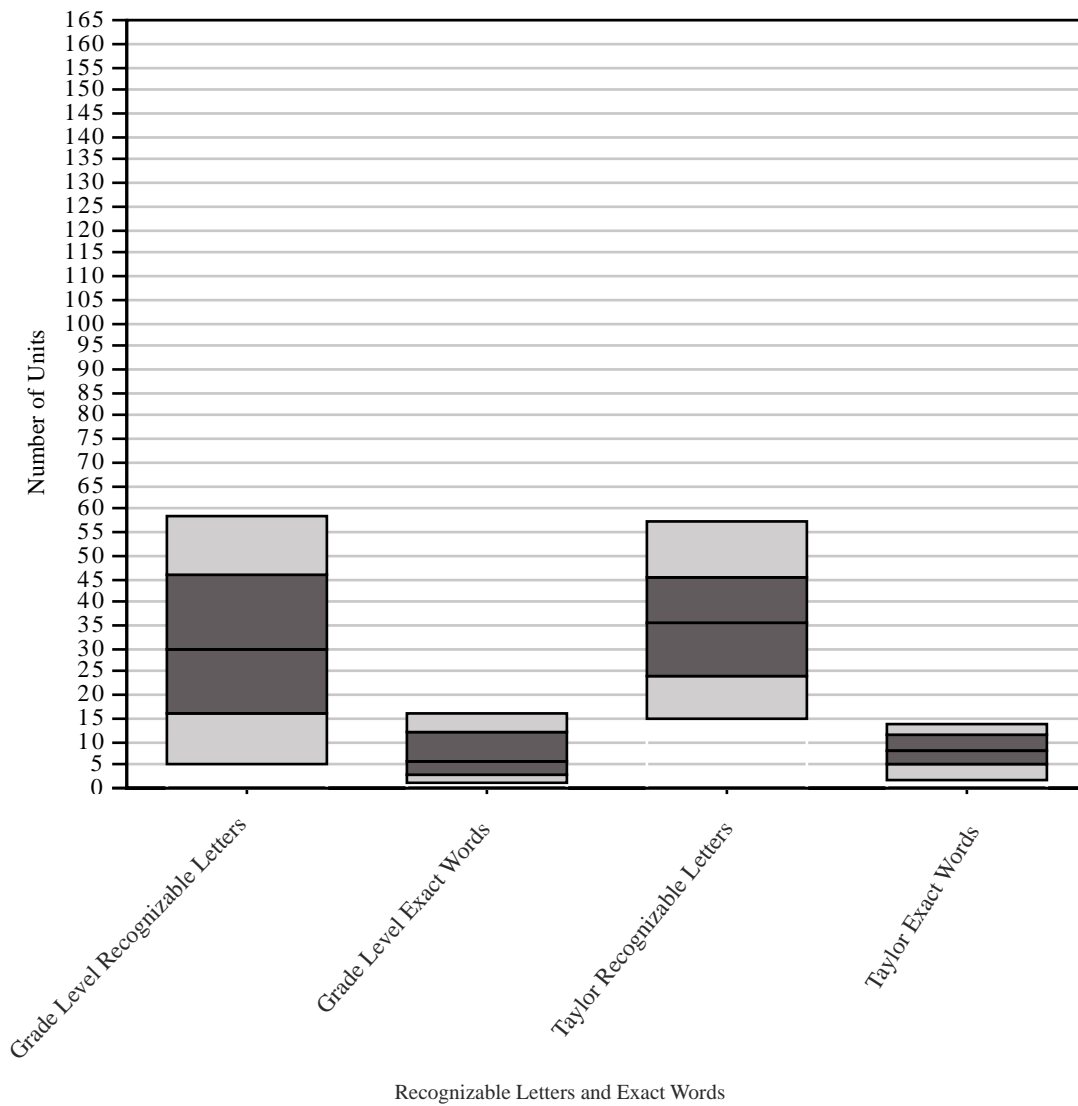
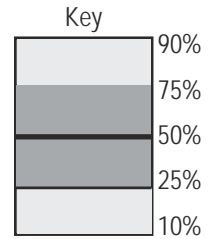






Figure 45

Boys Winter - Grade 2 Grade Level Exact Words Frequency Chart

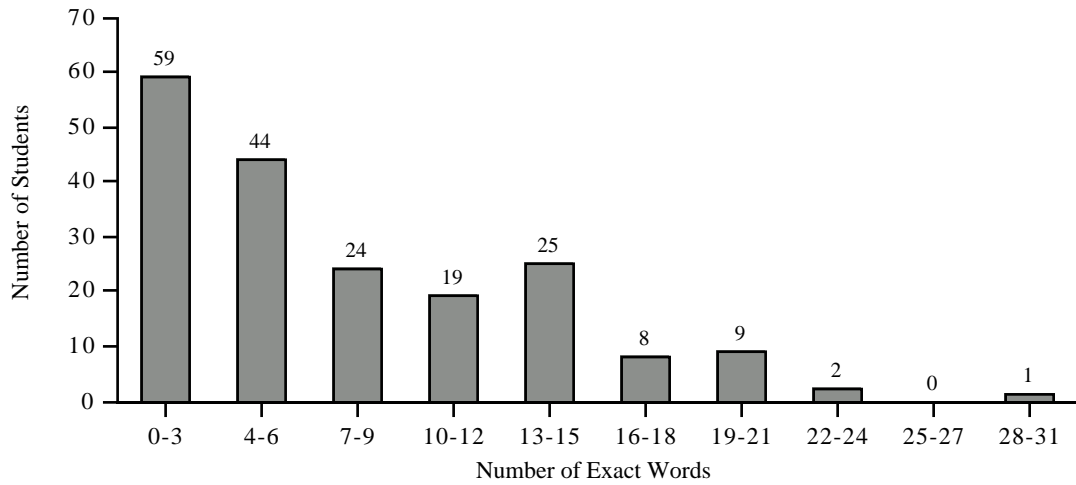


Figure 46

Boys Winter - Grade 2 Grade Level Recognizable Letters Frequency Chart

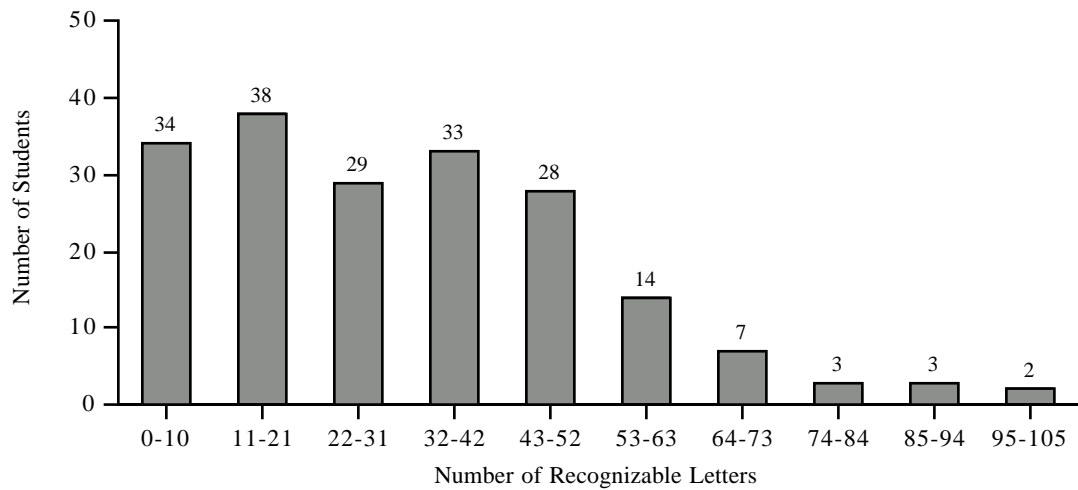






Figure 47

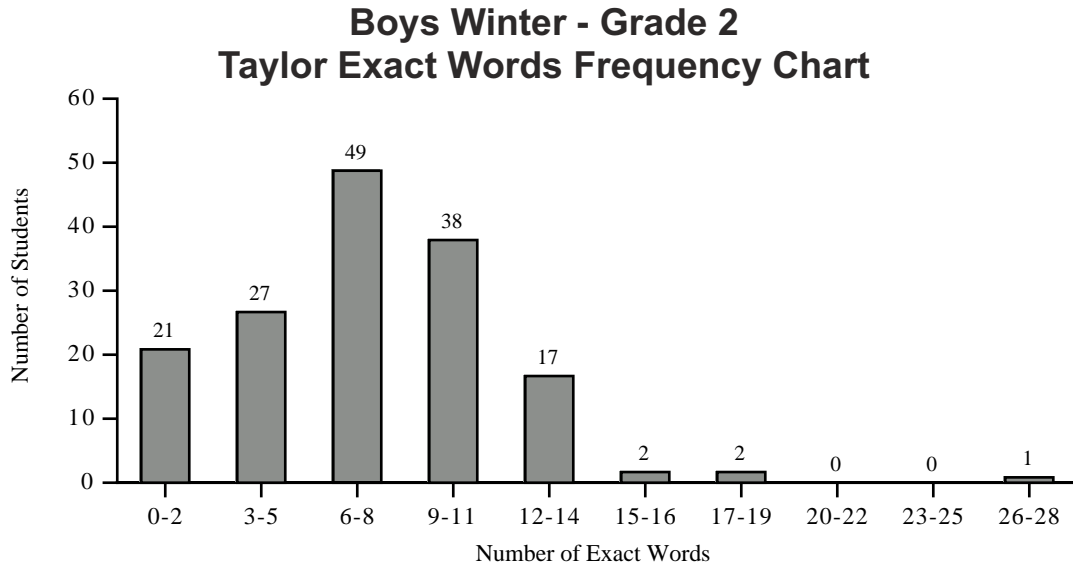


Figure 48

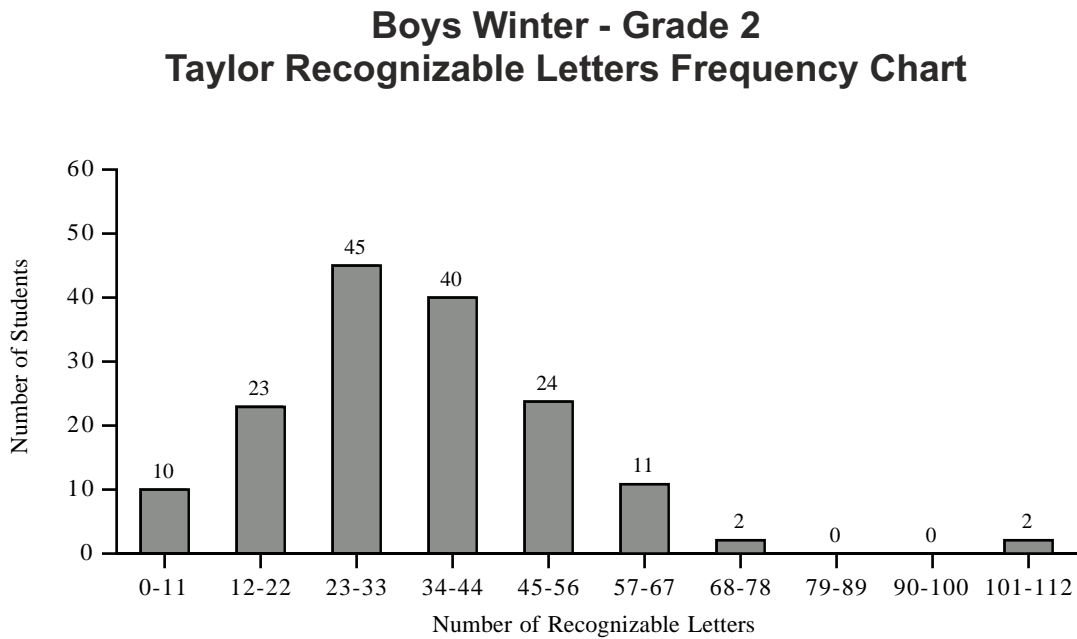






Table 16

**Boys Curriculum-Based Measurement Norms
Winter - Grade 2**

Grade Level Recognizable Letters	Percentile Rank	Grade Level Exact Words	Percentile Rank	Taylor Recognizable Letters	Percentile Rank	Taylor Exact Words	Percentile Rank
105	100	31	100	112	99	28	100
104	99	30	99	111	99	27	99
103	99	29	99	110	99	26	99
102	99	28	99	109	99	25	99
101	99	27	99	108	99	24	99
100	99	26	99	107	99	23	99
99	99	25	99	106	99	22	99
98	99	24	99	105	99	21	99
97	99	23	99	104	99	20	99
96	99	22	99	103	99	19	99
95	99	21	97	102	99	18	99
94	99	20	96	101	99	17	98
93	99	19	95	100	99	16	97
92	99	18	93	99	99	15	96
91	98	17	92	98	99	14	94
90	98	16	91	97	99	13	91
89	98	15	88	96	99	12	87
88	98	14	85	95	99	11	81
87	98	13	80	94	99	10	75
86	97	12	76	93	99	9	67
85	97	11	73	92	99	8	56
84	97	10	69	91	99	7	46
83	97	9	64	90	99	6	36
82	97	8	59	89	99	5	26
81	97	7	56	88	99	4	21
80	97	6	51	87	99	3	16



Table 16 cont.

**Boys Curriculum-Based Measurement Norms
Winter - Grade 2**

Grade Level Recognizable Letters	Percentile Rank	Grade Level Exact Words	Percentile Rank	Taylor Recognizable Letters	Percentile Rank	Taylor Exact Words	Percentile Rank
79	97	5	44	86	99	2	11
78	97	4	36	85	99	1	7
77	97	3	27	84	99	0	2
76	97	2	19	83	99		
75	96	1	12	82	99		
74	96	0	4	81	99		
73	96			80	99		
72	96			79	99		
71	95			78	99		
70	95			77	99		
69	94			76	99		
68	94			75	99		
67	94			74	99		
66	93			73	99		
65	93			72	99		
64	93			71	98		
63	93			70	98		
62	92			69	98		
61	92			68	98		
60	91			67	97		
59	91			66	97		
58	91			65	96		
57	90			64	96		
56	89			63	96		
55	88			62	95		
54	86			61	94		
53	85			60	93		



Table 16 cont.

**Boys Curriculum-Based Measurement Norms
Winter - Grade 2**

Grade Level Recognizable Letters	Percentile Rank	Grade Level Exact Words	Percentile Rank	Taylor Recognizable Letters	Percentile Rank	Taylor Exact Words	Percentile Rank
52	84			59	92		
51	82			58	91		
50	80			57	91		
49	79			56	89		
48	79			55	89		
47	79			54	88		
46	77			53	87		
45	75			52	86		
44	74			51	86		
43	72			50	86		
42	70			49	83		
41	70			48	81		
40	69			47	80		
39	68			46	77		
38	66			45	75		
37	64			44	74		
36	63			43	72		
35	61			42	70		
34	60			41	69		
33	58			40	68		
32	55			39	67		
31	52			38	63		
30	51			37	58		
29	50			36	53		
28	48			35	50		



Table 16 cont.

**Boys Curriculum-Based Measurement Norms
Winter - Grade 2**

Grade Level Recognizable Letters	Percentile Rank	Grade Level Exact Words	Percentile Rank	Taylor Recognizable Letters	Percentile Rank	Taylor Exact Words	Percentile Rank
27	46			34	50		
26	45			33	48		
25	45			32	45		
24	45			31	42		
23	42			30	38		
22	39			29	34		
21	38			28	32		
20	36			27	32		
19	33			26	32		
18	31			25	30		
17	28			24	26		
16	26			23	22		
15	24			22	20		
14	23			21	19		
13	22			20	17		
12	21			19	15		
11	19			18	15		
10	18			17	14		
9	16			16	12		
8	15			15	11		
7	14			14	10		
6	12			13	8		
5	11			12	7		
4	9			11	6		



Table 16 cont.

**Boys Curriculum-Based Measurement Norms
Winter - Grade 1**

Grade Level Recognizable Letters	Percentile Rank	Grade Level Exact Words	Percentile Rank	Taylor Recognizable Letters	Percentile Rank	Taylor Exact Words	Percentile Rank
3	8			10	6		
2	7			9	5		
1	5			8	5		
0	2			7	4		
				6	4		
				5	4		
				4	3		
				3	2		
				2	1		
				1	1		
				0	1		



Table 17

**Boys Curriculum-Based Measurement Norms Summary
Winter - Grade 2**

Category	Maximum	Minimum	Number of Students in this Sample	Mean	Standard Deviation
GL Recognizable Letters	105	0	191	31.10	21.56
GL Exact Words	31	0	191	7.48	6.01
Taylor Recognizable Letters	112	0	157	34.97	17.44
Taylor Exact Words	28	0	157	7.48	4.34