



**Girls Grade 2
Fall**





Figure 54

Girls Fall Cover Sheet - Grade 2

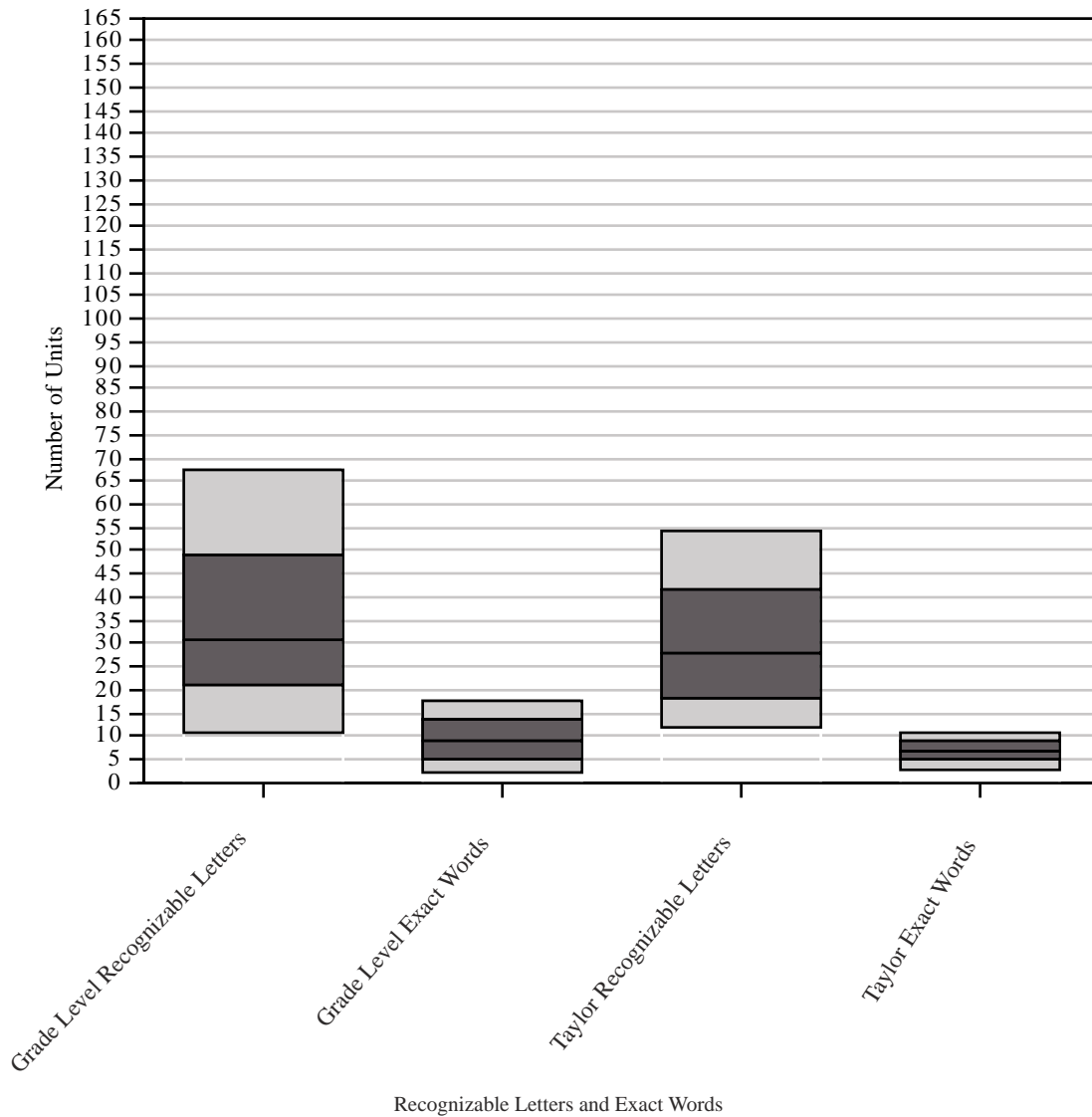
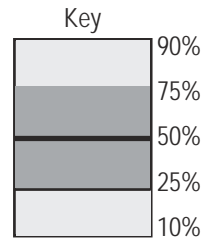






Figure 55

Girls Fall - Grade 2 Grade Level Exact Words Frequency Chart

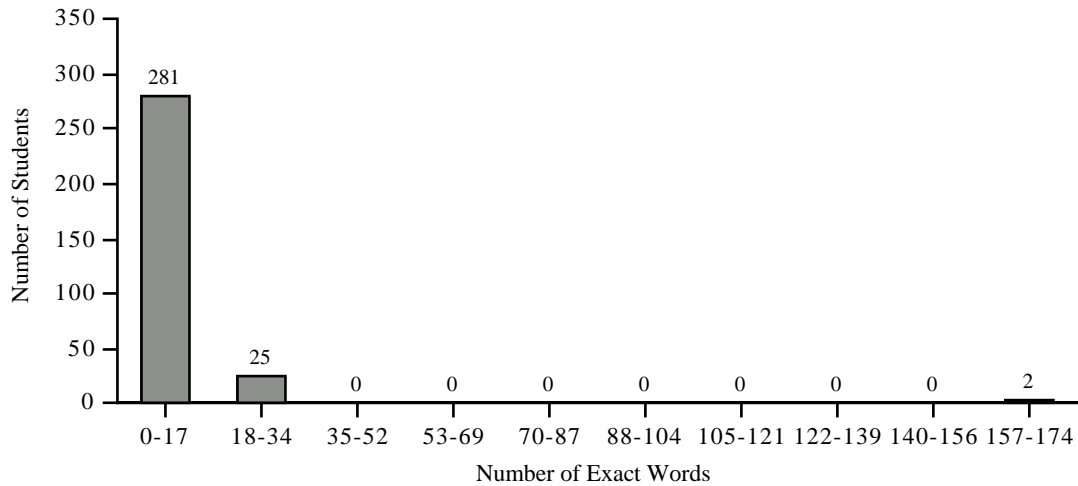


Figure 56

Girls Fall - Grade 2 Grade Level Recognizable Letters Frequency Chart

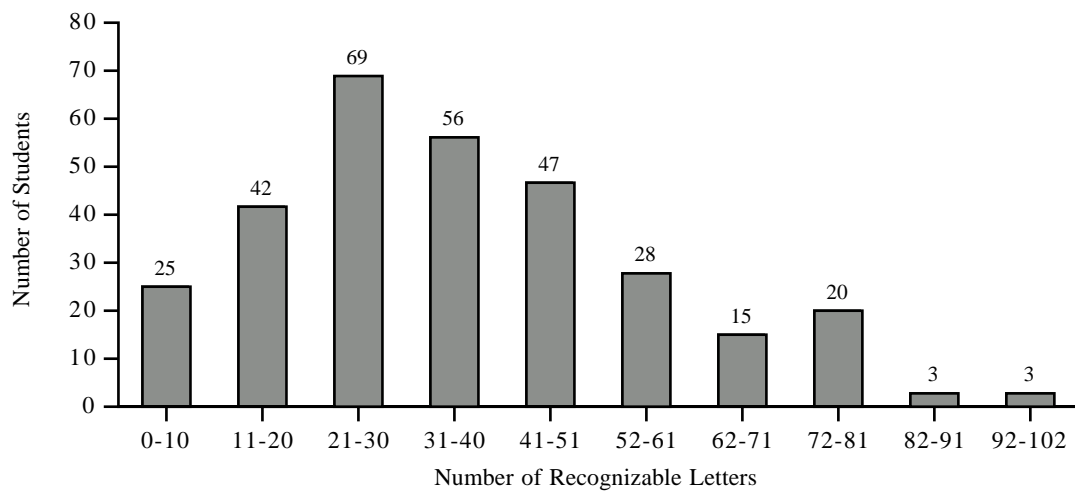






Figure 57

**Girls Fall - Grade 2
Taylor Exact Words Frequency Chart**

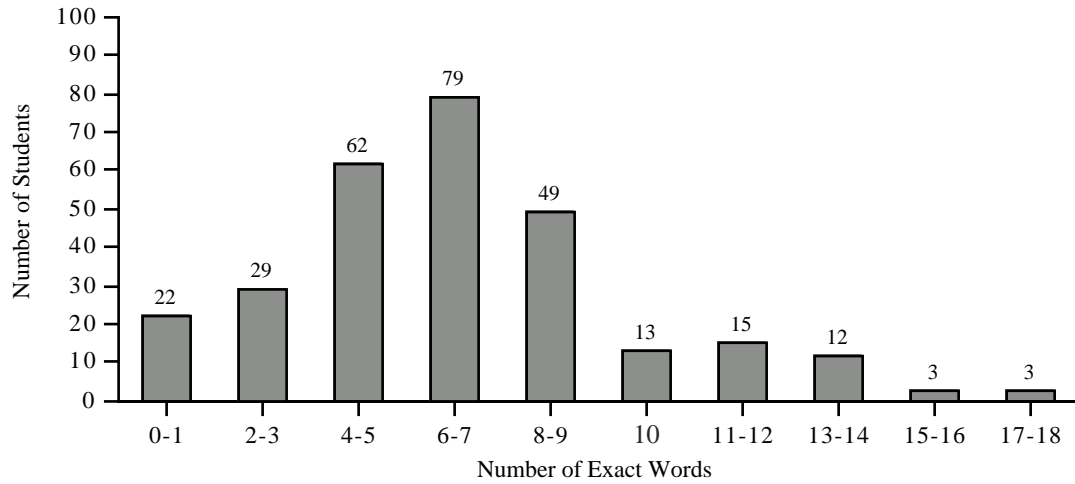


Figure 58

**Girls Fall - Grade 2
Taylor Recognizable Letters Frequency Chart**

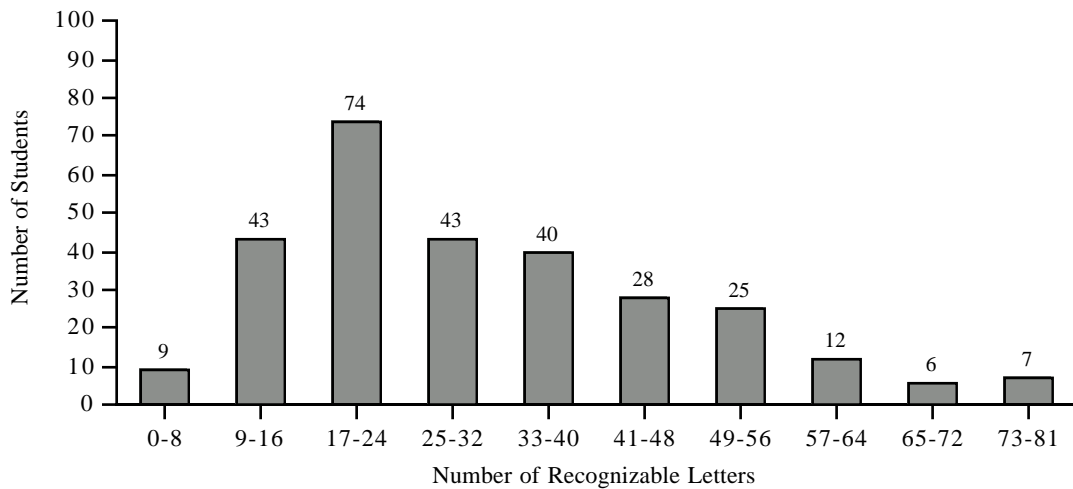






Table 20

**Girls Curriculum-Based Measurement Norms
Fall - Grade 2**

| Grade Level Recognizable Letters | Percentile Rank | Grade Level Exact Words | Percentile Rank | Taylor Recognizable Letters | Percentile Rank | Taylor Exact Words | Percentile Rank |
|--|--------------------|-------------------------------|--------------------|-----------------------------------|--------------------|--------------------------|--------------------|
| 102 | 100 | 174 | 100 | 81 | 100 | 18 | 100 |
| 101 | 100 | 173 | 100 | 80 | 100 | 17 | 99 |
| 100 | 100 | 172 | 100 | 79 | 99 | 16 | 98 |
| 99 | 99 | 171 | 100 | 78 | 99 | 15 | 97 |
| 98 | 99 | 170 | 100 | 77 | 99 | 14 | 96 |
| 97 | 99 | 169 | 100 | 76 | 98 | 13 | 94 |
| 96 | 99 | 168 | 100 | 75 | 98 | 12 | 92 |
| 95 | 99 | 167 | 100 | 74 | 97 | 11 | 89 |
| 94 | 99 | 166 | 100 | 73 | 97 | 10 | 85 |
| 93 | 99 | 165 | 100 | 72 | 97 | 9 | 79 |
| 92 | 99 | 164 | 100 | 71 | 97 | 8 | 71 |
| 91 | 99 | 163 | 100 | 70 | 97 | 7 | 59 |
| 90 | 98 | 162 | 100 | 69 | 96 | 6 | 45 |
| 89 | 98 | 161 | 100 | 68 | 96 | 5 | 34 |
| 88 | 98 | 160 | 100 | 67 | 95 | 4 | 23 |
| 87 | 98 | 159 | 100 | 66 | 95 | 3 | 14 |
| 86 | 98 | 158 | 100 | 65 | 95 | 2 | 9 |
| 85 | 98 | 157 | 100 | 64 | 95 | 1 | 5 |
| 84 | 97 | 156 | 100 | 63 | 94 | 0 | 1 |
| 83 | 97 | 155 | 100 | 62 | 94 | | |
| 82 | 97 | 154 | 100 | 61 | 94 | | |
| 81 | 97 | 153 | 100 | 60 | 94 | | |
| 80 | 97 | 152 | 100 | 59 | 92 | | |
| 79 | 96 | 151 | 100 | 58 | 91 | | |
| 78 | 96 | 150 | 100 | 57 | 91 | | |
| 77 | 96 | 149 | 100 | 56 | 90 | | |
| 76 | 95 | 148 | 100 | 55 | 89 | | |



Table 20 cont.

**Girls Curriculum-Based Measurement Norms
Fall - Grade 2**

| Grade Level Recognizable Letters | Percentile Rank | Grade Level Exact Words | Percentile Rank | Taylor Recognizable Letters | Percentile Rank | Taylor Exact Words | Percentile Rank |
|--|--------------------|-------------------------------|--------------------|-----------------------------------|--------------------|--------------------------|--------------------|
| 75 | 94 | 147 | 100 | 54 | 89 | | |
| 74 | 93 | 146 | 100 | 53 | 87 | | |
| 73 | 92 | 145 | 100 | 52 | 86 | | |
| 72 | 92 | 144 | 100 | 51 | 85 | | |
| 71 | 91 | 143 | 100 | 50 | 84 | | |
| 70 | 90 | 142 | 100 | 49 | 83 | | |
| 69 | 90 | 141 | 100 | 48 | 82 | | |
| 68 | 89 | 140 | 100 | 47 | 81 | | |
| 67 | 89 | 139 | 100 | 46 | 79 | | |
| 66 | 88 | 138 | 100 | 45 | 77 | | |
| 65 | 88 | 137 | 100 | 44 | 76 | | |
| 64 | 88 | 136 | 100 | 43 | 75 | | |
| 63 | 87 | 135 | 100 | 42 | 74 | | |
| 62 | 87 | 134 | 100 | 41 | 73 | | |
| 61 | 87 | 133 | 100 | 40 | 73 | | |
| 60 | 86 | 132 | 100 | 39 | 71 | | |
| 59 | 85 | 131 | 100 | 38 | 70 | | |
| 58 | 85 | 130 | 100 | 37 | 67 | | |
| 57 | 84 | 129 | 100 | 36 | 64 | | |
| 56 | 83 | 128 | 100 | 35 | 63 | | |
| 55 | 82 | 127 | 100 | 34 | 61 | | |
| 54 | 81 | 126 | 100 | 33 | 60 | | |
| 53 | 80 | 125 | 100 | 32 | 59 | | |
| 52 | 78 | 124 | 100 | 31 | 58 | | |
| 51 | 76 | 123 | 100 | 30 | 53 | | |
| 50 | 74 | 122 | 100 | 29 | 49 | | |
| 49 | 72 | 121 | 100 | 28 | 47 | | |
| 48 | 70 | 120 | 100 | 27 | 46 | | |



Table 20 cont.

**Girls Curriculum-Based Measurement Norms
Fall - Grade 2**

| Grade Level Recognizable Letters | Percentile Rank | Grade Level Exact Words | Percentile Rank | Taylor Recognizable Letters | Percentile Rank | Taylor Exact Words | Percentile Rank |
|--|--------------------|-------------------------------|--------------------|-----------------------------------|--------------------|--------------------------|--------------------|
| 47 | 69 | 119 | 100 | 26 | 45 | | |
| 46 | 67 | 118 | 100 | 25 | 44 | | |
| 45 | 67 | 117 | 100 | 24 | 38 | | |
| 44 | 65 | 116 | 100 | 23 | 32 | | |
| 43 | 64 | 115 | 100 | 22 | 31 | | |
| 42 | 63 | 114 | 100 | 21 | 30 | | |
| 41 | 63 | 113 | 100 | 20 | 26 | | |
| 40 | 62 | 112 | 100 | 19 | 22 | | |
| 39 | 60 | 111 | 100 | 18 | 21 | | |
| 38 | 58 | 110 | 100 | 17 | 19 | | |
| 37 | 56 | 109 | 100 | 16 | 16 | | |
| 36 | 54 | 108 | 100 | 15 | 13 | | |
| 35 | 53 | 107 | 100 | 14 | 11 | | |
| 34 | 52 | 106 | 100 | 13 | 9 | | |
| 33 | 50 | 105 | 100 | 12 | 6 | | |
| 32 | 47 | 104 | 100 | 11 | 5 | | |
| 31 | 45 | 103 | 100 | 10 | 4 | | |
| 30 | 42 | 102 | 100 | 9 | 3 | | |
| 29 | 40 | 101 | 100 | 8 | 3 | | |
| 28 | 39 | 100 | 100 | 7 | 3 | | |
| 27 | 37 | 99 | 100 | 6 | 2 | | |
| 26 | 35 | 98 | 100 | 5 | 2 | | |
| 25 | 32 | 97 | 100 | 4 | 2 | | |
| 24 | 30 | 96 | 100 | 3 | 1 | | |
| 23 | 26 | 95 | 100 | 2 | 1 | | |
| 22 | 24 | 94 | 100 | 1 | 1 | | |
| 21 | 23 | 93 | 100 | 0 | 0 | | |



Table 20 cont.

**Girls Curriculum-Based Measurement Norms
Fall - Grade 2**

| Grade Level Recognizable Letters | Percentile Rank | Grade Level Exact Words | Percentile Rank | Taylor Recognizable Letters | Percentile Rank | Taylor Exact Words | Percentile Rank |
|--|--------------------|-------------------------------|--------------------|-----------------------------------|--------------------|--------------------------|--------------------|
| 20 | 21 | 92 | 100 | | | | |
| 19 | 20 | 91 | 100 | | | | |
| 18 | 18 | 90 | 100 | | | | |
| 17 | 16 | 89 | 100 | | | | |
| 16 | 15 | 88 | 100 | | | | |
| 15 | 13 | 87 | 100 | | | | |
| 14 | 12 | 86 | 100 | | | | |
| 13 | 10 | 85 | 100 | | | | |
| 12 | 9 | 84 | 100 | | | | |
| 11 | 9 | 83 | 100 | | | | |
| 10 | 8 | 82 | 100 | | | | |
| 9 | 7 | 81 | 100 | | | | |
| 8 | 7 | 80 | 100 | | | | |
| 7 | 6 | 79 | 100 | | | | |
| 6 | 6 | 78 | 100 | | | | |
| 5 | 5 | 77 | 100 | | | | |
| 4 | 5 | 76 | 100 | | | | |
| 3 | 4 | 75 | 100 | | | | |
| 2 | 3 | 74 | 100 | | | | |
| 1 | 2 | 73 | 100 | | | | |
| 0 | 1 | 72 | 100 | | | | |
| | | 71 | 100 | | | | |
| | | 70 | 100 | | | | |
| | | 69 | 100 | | | | |
| | | 68 | 100 | | | | |
| | | 67 | 100 | | | | |
| | | 66 | 100 | | | | |



Table 20 cont.

**Girls Curriculum-Based Measurement Norms
Fall - Grade 2**

| Grade Level Recognizable Letters | Percentile Rank | Grade Level Exact Words | Percentile Rank | Taylor Recognizable Letters | Percentile Rank | Taylor Exact Words | Percentile Rank |
|--|--------------------|-------------------------------|--------------------|-----------------------------------|--------------------|--------------------------|--------------------|
| | | 65 | 100 | | | | |
| | | 64 | 100 | | | | |
| | | 63 | 100 | | | | |
| | | 62 | 100 | | | | |
| | | 61 | 100 | | | | |
| | | 60 | 100 | | | | |
| | | 59 | 100 | | | | |
| | | 58 | 100 | | | | |
| | | 57 | 100 | | | | |
| | | 56 | 100 | | | | |
| | | 55 | 100 | | | | |
| | | 54 | 100 | | | | |
| | | 53 | 100 | | | | |
| | | 52 | 100 | | | | |
| | | 51 | 100 | | | | |
| | | 50 | 100 | | | | |
| | | 49 | 100 | | | | |
| | | 48 | 100 | | | | |
| | | 47 | 100 | | | | |
| | | 46 | 100 | | | | |
| | | 45 | 100 | | | | |
| | | 44 | 100 | | | | |
| | | 43 | 100 | | | | |
| | | 42 | 100 | | | | |
| | | 41 | 100 | | | | |
| | | 40 | 100 | | | | |



Table 20 cont.

**Girls Curriculum-Based Measurement Norms
Fall - Grade 2**

| Grade Level Recognizable Letters | Percentile Rank | Grade Level Exact Words | Percentile Rank | Taylor Recognizable Letters | Percentile Rank | Taylor Exact Words | Percentile Rank |
|--|--------------------|-------------------------------|--------------------|-----------------------------------|--------------------|--------------------------|--------------------|
| | | 39 | 100 | | | | |
| | | 38 | 100 | | | | |
| | | 37 | 100 | | | | |
| | | 36 | 100 | | | | |
| | | 35 | 100 | | | | |
| | | 34 | 100 | | | | |
| | | 33 | 100 | | | | |
| | | 32 | 100 | | | | |
| | | 31 | 100 | | | | |
| | | 30 | 100 | | | | |
| | | 29 | 100 | | | | |
| | | 28 | 100 | | | | |
| | | 27 | 100 | | | | |
| | | 26 | 100 | | | | |
| | | 25 | 99 | | | | |
| | | 24 | 99 | | | | |
| | | 23 | 98 | | | | |
| | | 22 | 97 | | | | |
| | | 21 | 96 | | | | |
| | | 20 | 95 | | | | |
| | | 19 | 93 | | | | |
| | | 18 | 92 | | | | |
| | | 17 | 90 | | | | |
| | | 16 | 87 | | | | |
| | | 15 | 83 | | | | |
| | | 14 | 78 | | | | |



Table 20 cont.

**Girls Curriculum-Based Measurement Norms
Fall - Grade 2**

| Grade Level Recognizable Letters | Percentile Rank | Grade Level Exact Words | Percentile Rank | Taylor Recognizable Letters | Percentile Rank | Taylor Exact Words | Percentile Rank |
|--|--------------------|-------------------------------|--------------------|-----------------------------------|--------------------|--------------------------|--------------------|
| | | 13 | 73 | | | | |
| | | 12 | 69 | | | | |
| | | 11 | 66 | | | | |
| | | 10 | 62 | | | | |
| | | 9 | 55 | | | | |
| | | 8 | 49 | | | | |
| | | 7 | 42 | | | | |
| | | 6 | 33 | | | | |
| | | 5 | 26 | | | | |
| | | 4 | 20 | | | | |
| | | 3 | 16 | | | | |
| | | 2 | 11 | | | | |
| | | 1 | 6 | | | | |
| | | 0 | 1 | | | | |



Table 21

**Girls Curriculum-Based Measurement Norms Summary
Fall - Grade 2**

| Category | Maximum | Minimum | Number of Students in this Sample | Mean | Standard Deviation |
|-----------------------------|---------|---------|--------------------------------------|-------|-----------------------|
| GL Recognizable Letters | 102 | 0 | 308 | 36.99 | 21.26 |
| GL Exact Words | 174 | 0 | 308 | 9.61 | 11.02 |
| Taylor Recognizable Letters | 81 | 0 | 287 | 32.03 | 16.81 |
| Taylor Exact Words | 18 | 0 | 287 | 6.60 | 3.59 |