



**Girls Grade 2
Spring**





Figure 64

Girls Spring Cover Sheet - Grade 2

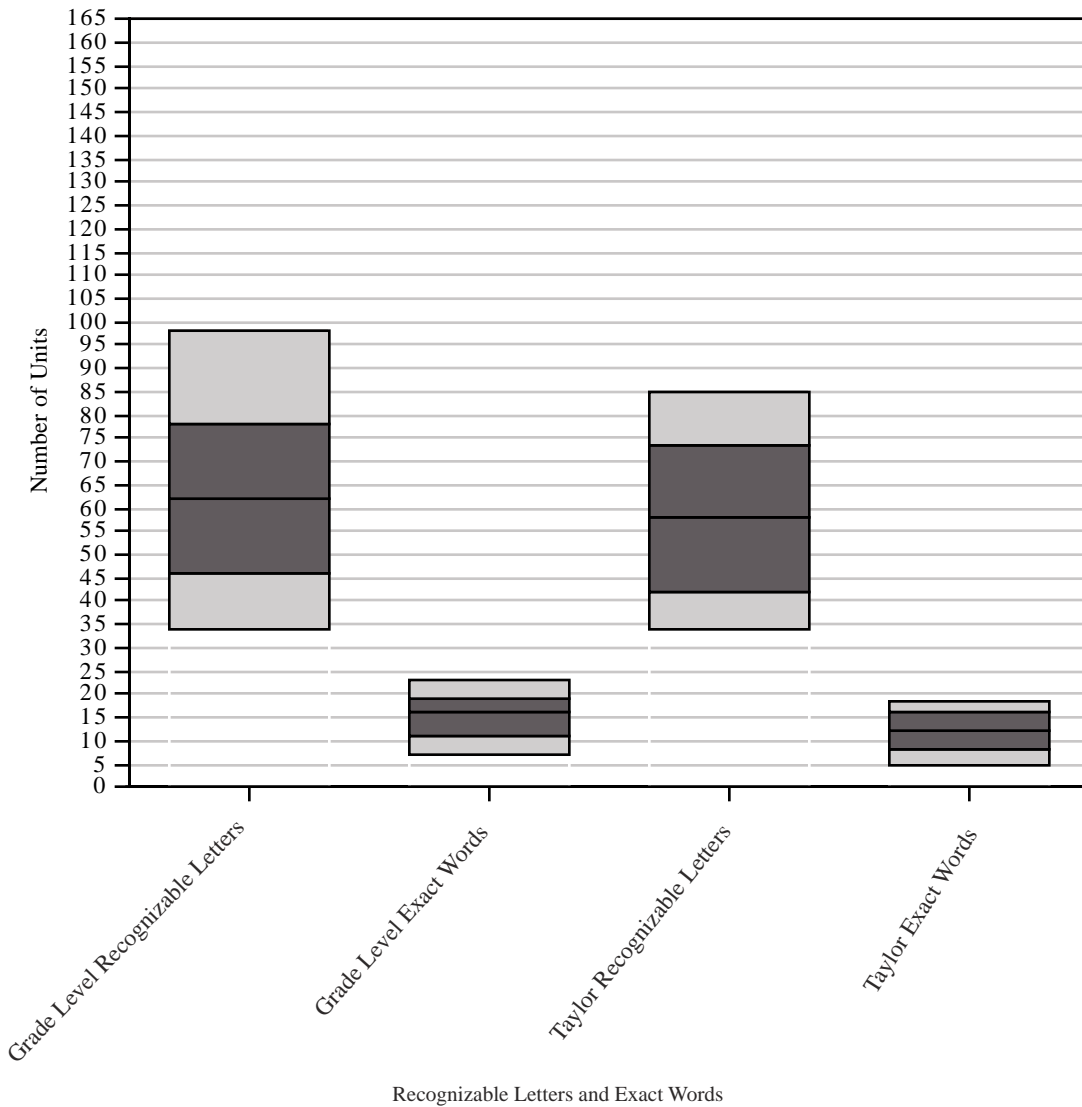
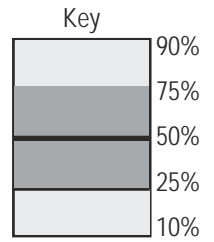






Figure 65

Girls Spring - Grade 2 Grade Level Exact Words Frequency Chart

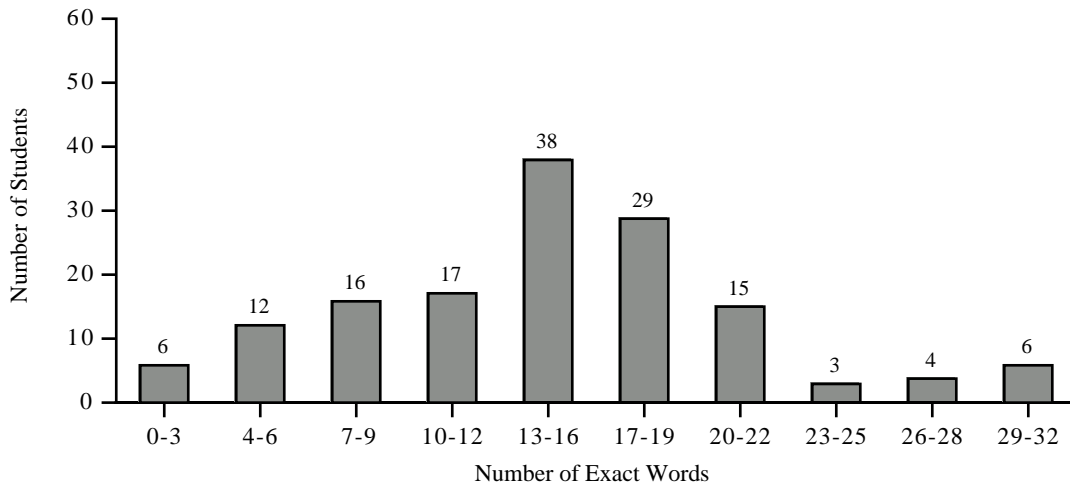


Figure 66

Girls Spring - Grade 2 Grade Level Recognizable Letters Frequency Chart

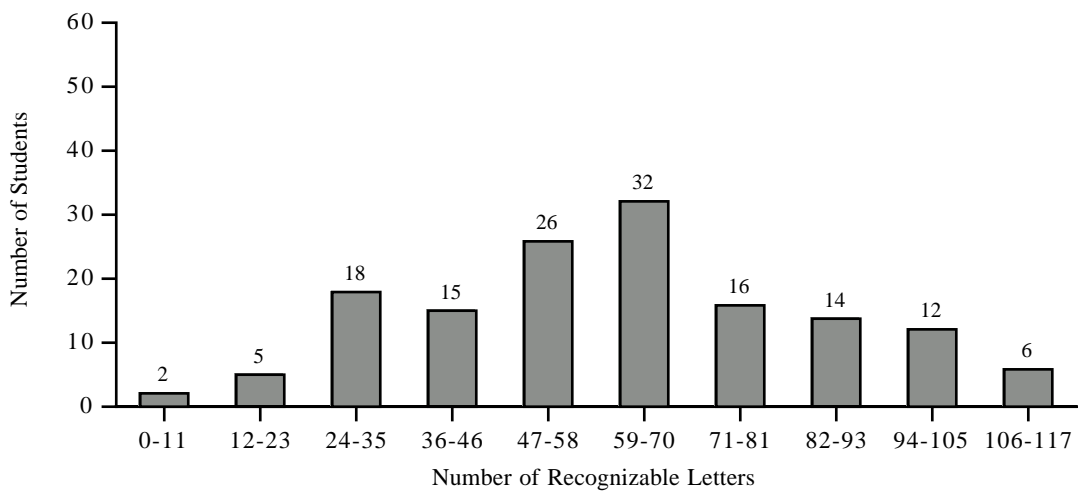






Figure 67

Girls Spring - Grade 2 Taylor Exact Words Frequency Chart

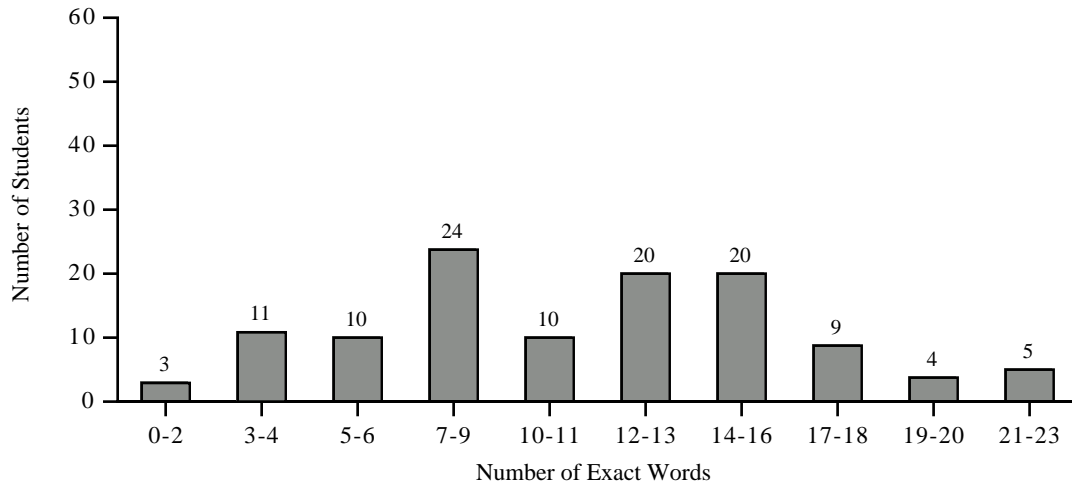


Figure 68

Girls Spring - Grade 2 Taylor Recognizable Letters Frequency Chart

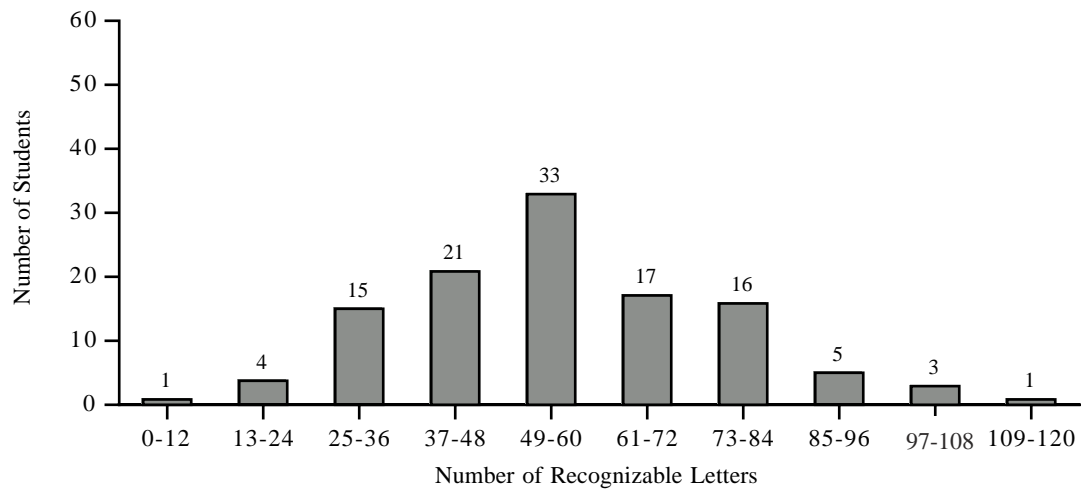






Table 24

**Girls Curriculum-Based Measurement Norms
Spring - Grade 2**

Grade Level Recognizable Letters	Percentile Rank	Grade Level Exact Words	Percentile Rank	Taylor Recognizable Letters	Percentile Rank	Taylor Exact Words	Percentile Rank
117	100	32	99	120	100	23	99
116	99	31	98	119	99	22	97
115	99	30	97	118	99	21	96
114	99	29	97	117	99	20	94
113	98	28	96	116	99	19	93
112	97	27	95	115	99	18	91
111	97	26	94	114	99	17	87
110	97	25	92	113	99	16	81
109	97	24	92	112	99	15	75
108	97	23	91	111	99	14	70
107	97	22	89	110	99	13	63
106	96	21	85	109	99	12	54
105	96	20	82	108	99	11	48
104	95	19	78	107	99	10	44
103	94	18	73	106	98	9	38
102	93	17	65	105	98	8	31
101	92	16	57	104	98	7	24
100	92	15	49	103	98	6	18
99	91	14	43	102	98	5	14
98	91	13	37	101	98	4	8
97	90	12	33	100	98	3	3
96	90	11	28	99	98	2	3
95	89	10	24	98	98	1	3
94	88	9	19	97	97	0	1
93	88	8	14	96	96		
92	87	7	12	95	96		
91	87	6	9	94	95		



Table 24 cont.

**Girls Curriculum-Based Measurement Norms
Spring - Grade 2**

Grade Level Recognizable Letters	Percentile Rank	Grade Level Exact Words	Percentile Rank	Taylor Recognizable Letters	Percentile Rank	Taylor Exact Words	Percentile Rank
90	87	5	6	93	95		
89	86	4	5	92	95		
88	86	3	3	91	95		
87	86	2	3	90	95		
86	85	1	2	89	95		
85	84	0	0	88	94		
84	83			87	93		
83	81			86	92		
82	80			85	92		
81	79			84	92		
80	78			83	91		
79	78			82	91		
78	77			81	90		
77	76			80	89		
76	75			79	88		
75	74			78	87		
74	73			77	85		
73	73			76	84		
72	71			75	83		
71	68			74	81		
70	66			73	79		
69	64			72	78		
68	63			71	76		
67	61			70	75		
66	58			69	75		
65	57			68	72		
64	56			67	70		
63	54			66	69		



Table 24 cont.

**Girls Curriculum-Based Measurement Norms
Spring - Grade 2**

Grade Level Recognizable Letters	Percentile Rank	Grade Level Exact Words	Percentile Rank	Taylor Recognizable Letters	Percentile Rank	Taylor Exact Words	Percentile Rank
62	53			65	69		
61	53			64	69		
60	51			63	69		
59	48			62	67		
58	47			61	64		
57	45			60	62		
56	43			59	59		
55	41			58	58		
54	40			57	56		
53	38			56	53		
52	36			55	50		
51	35			54	48		
50	34			53	46		
49	34			52	44		
48	32			51	42		
47	30			50	40		
46	29			49	37		
45	28			48	35		
44	27			47	34		
43	24			46	33		
42	23			45	33		
41	22			44	33		
40	21			43	31		
39	20			42	29		
38	20			41	28		
37	19			40	27		
36	18			39	22		



Table 24 cont.

**Girls Curriculum-Based Measurement Norms
Spring - Grade 2**

Grade Level Recognizable Letters	Percentile Rank	Grade Level Exact Words	Percentile Rank	Taylor Recognizable Letters	Percentile Rank	Taylor Exact Words	Percentile Rank
35	17			38	19		
34	14			37	18		
33	12			36	17		
32	11			35	16		
31	10			34	15		
30	9			33	13		
29	8			32	11		
28	7			31	10		
27	7			30	9		
26	5			29	8		
25	5			28	8		
24	5			27	8		
23	4			26	6		
22	4			25	4		
21	4			24	4		
20	3			23	3		
19	3			22	3		
18	3			21	3		
17	3			20	2		
16	3			19	2		
15	3			18	2		
14	2			17	2		
13	2			16	2		
12	1			15	2		
11	1			14	2		
10	1			13	1		
9	1			12	1		



Table 24 cont.

**Girls Curriculum-Based Measurement Norms
Spring - Grade 2**

Grade Level Recognizable Letters	Percentile Rank	Grade Level Exact Words	Percentile Rank	Taylor Recognizable Letters	Percentile Rank	Taylor Exact Words	Percentile Rank
8	1			11	2		
7	1			10	1		
6	1			9	1		
5	1			8	1		
4	1			7	1		
3	1			6	1		
2	0			5	1		
1	0			4	1		
0	0			3	1		
				2	1		
				1	1		
				0	0		



Table 25

**Girls Curriculum-Based Measurement Norms Summary
Spring - Grade 2**

Category	Maximum	Minimum	Number of Students in this Sample	Mean	Standard Deviation
GL Recognizable Letters	117	2	146	60.96	24.44
GL Exact Words	32	0	146	14.84	6.56
Taylor Recognizable Letters	120	0	116	55.59	20.65
Taylor Exact Words	23	0	116	11.16	5.28