



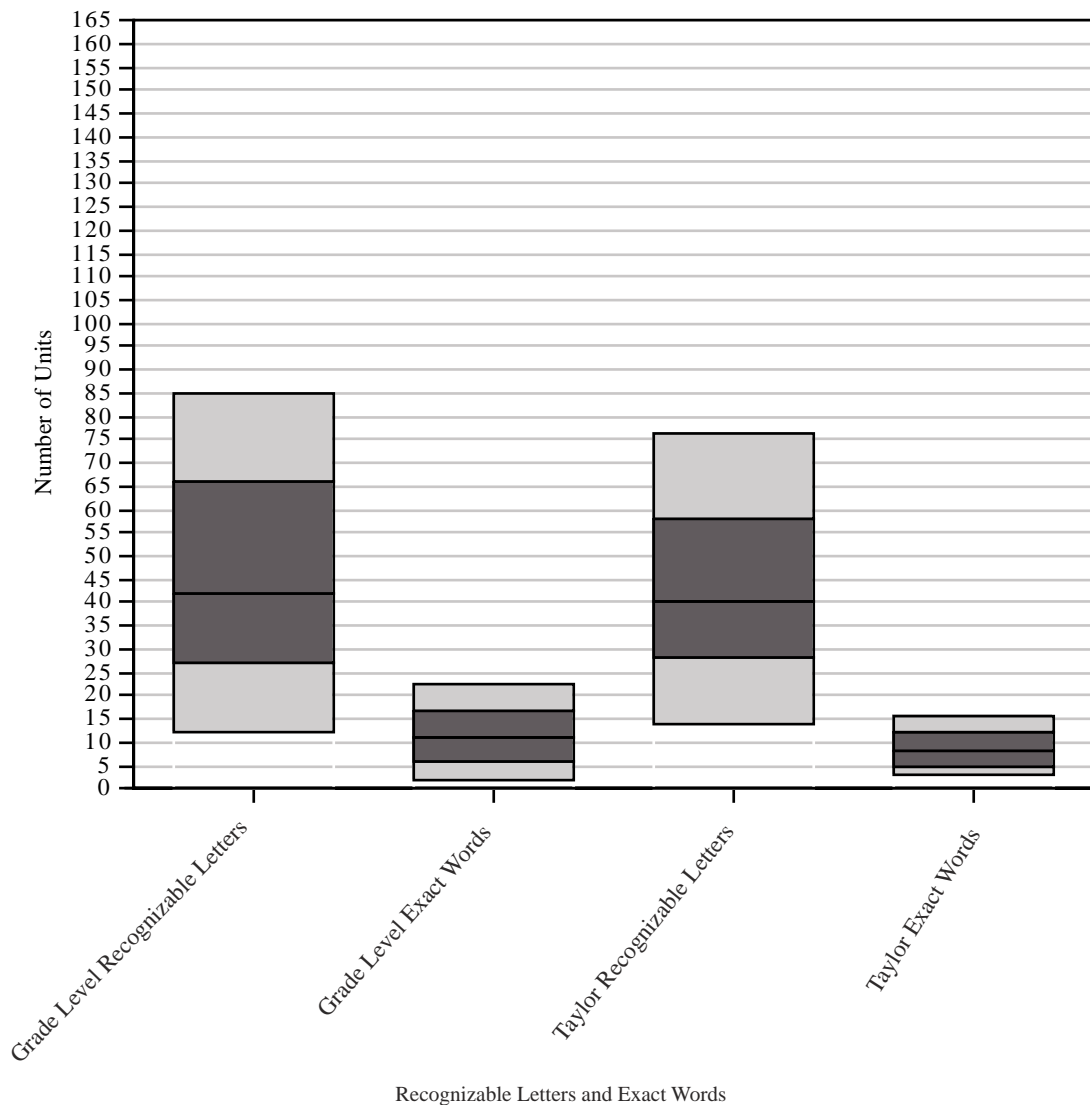
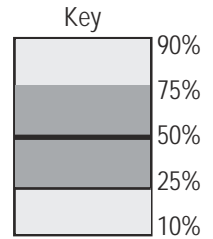
**Boys Grade 3
Fall**





Figure 69

Boys Fall Cover Sheet - Grade 3



Recognizable Letters and Exact Words





Figure 70

Boys Fall - Grade 3 Grade Level Exact Words Frequency Chart

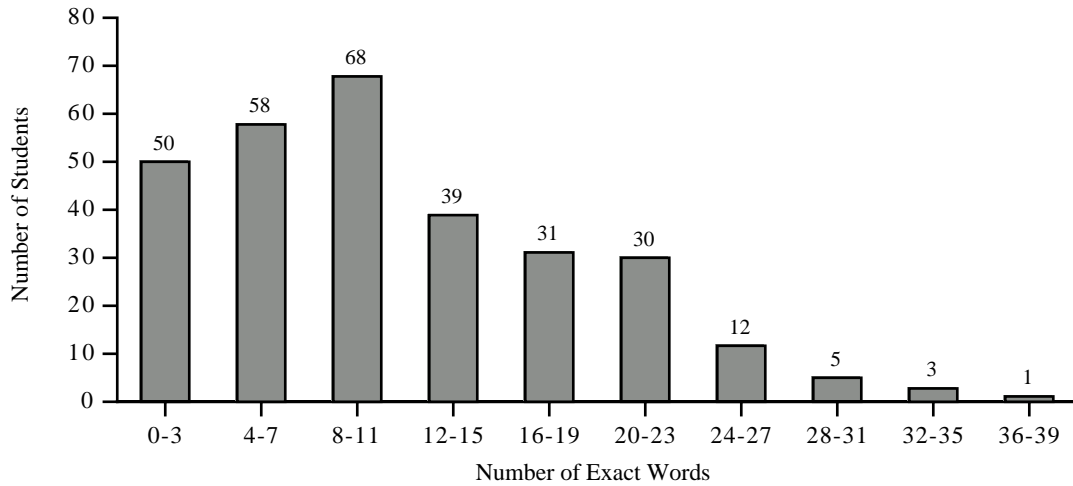


Figure 71

Boys Fall- Grade 3 Grade Level Recognizable Letters Frequency Chart

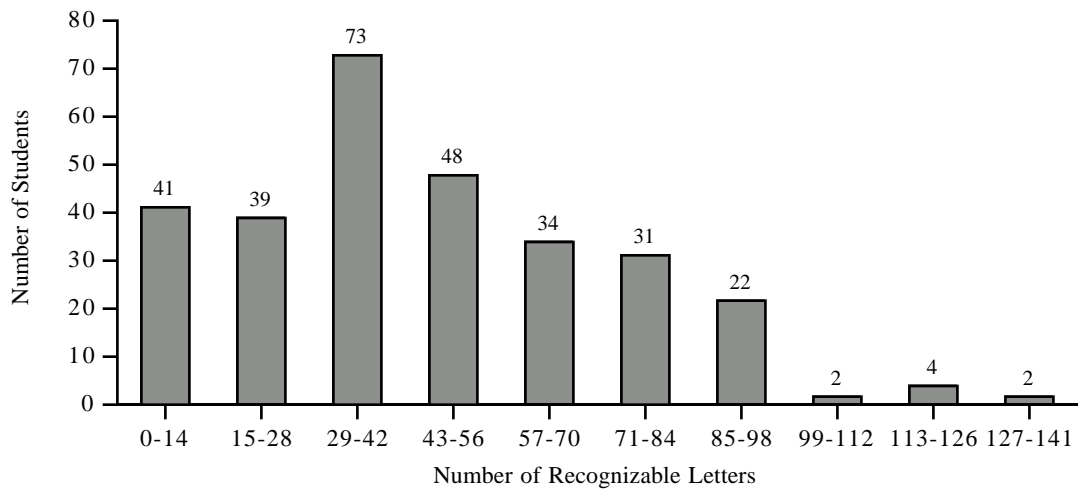






Figure 72

Boys Fall - Grade 3 Taylor Exact Words Frequency Chart

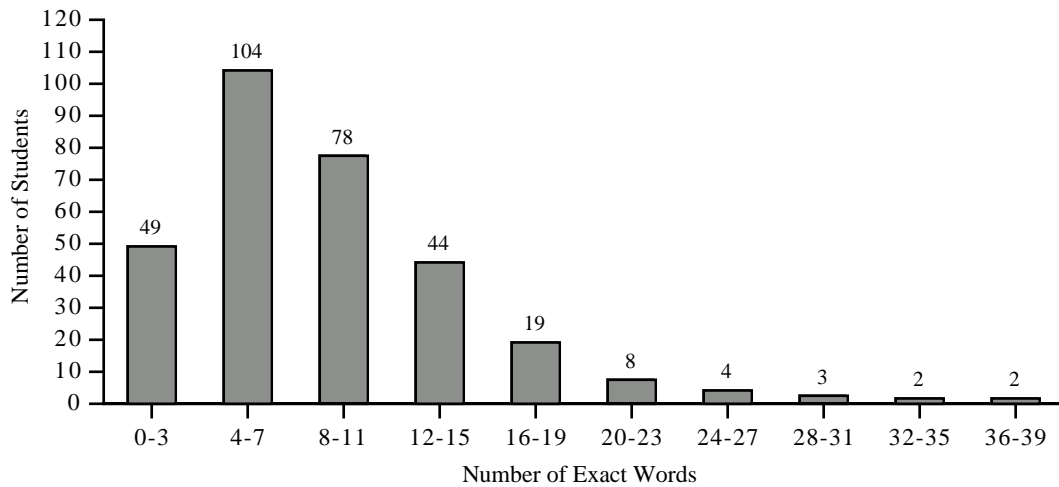


Figure 73

Boys Fall - Grade 3 Taylor Recognizable Letters Frequency Chart

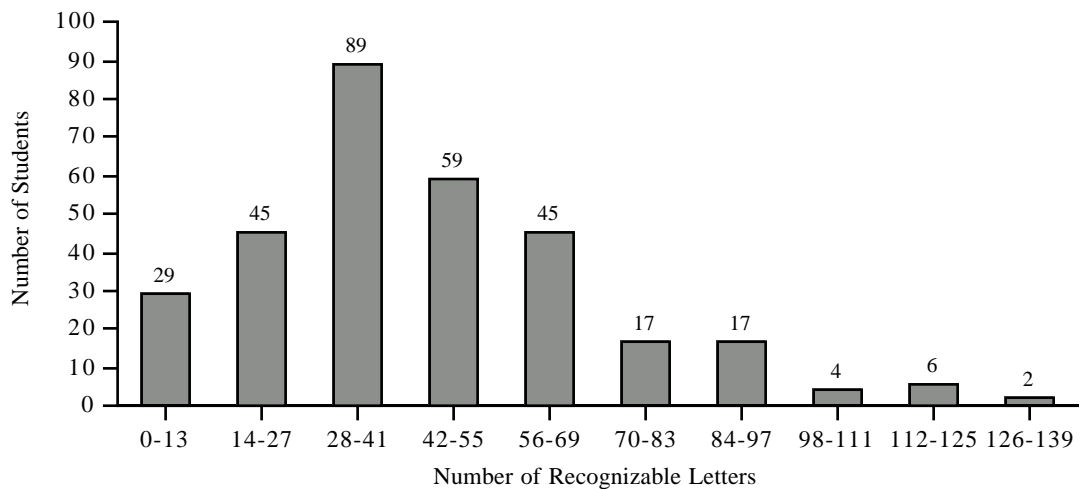






Table 26

**Boys Curriculum-Based Measurement Norms
Fall - Grade 3**

Grade Level Recognizable Letters	Percentile Rank	Grade Level Exact Words	Percentile Rank	Taylor Recognizable Letters	Percentile Rank	Taylor Exact Words	Percentile Rank
141	100	39	100	139	100	39	100
140	100	38	100	138	100	38	100
139	100	37	100	137	99	37	100
138	100	36	100	136	99	36	100
137	100	35	100	135	99	35	100
136	100	34	100	134	99	34	100
135	100	33	99	133	99	33	100
134	100	32	99	132	99	32	100
133	100	31	98	131	99	31	99
132	100	30	98	130	99	30	99
131	100	29	98	129	99	29	99
130	100	28	97	128	99	28	99
129	100	27	96	127	99	27	99
128	100	26	96	126	99	26	99
127	99	25	95	125	99	25	98
126	99	24	94	124	99	24	98
125	99	23	92	123	99	23	97
124	99	22	89	122	99	22	97
123	99	21	87	121	99	21	97
122	99	20	84	120	99	20	96
121	99	19	82	119	99	19	95
120	99	18	80	118	99	18	94
119	99	17	77	117	99	17	93
118	99	16	74	116	98	16	91
117	99	15	71	115	98	15	89
116	99	14	68	114	98	14	85
115	98	13	65	113	98	13	82



Table 26 cont.

**Boys Curriculum-Based Measurement Norms
Fall - Grade 3**

Grade Level Recognizable Letters	Percentile Rank	Grade Level Exact Words	Percentile Rank	Taylor Recognizable Letters	Percentile Rank	Taylor Exact Words	Percentile Rank
114	98	12	61	112	98	12	78
113	98	11	56	111	98	11	73
112	98	10	50	110	98	10	68
111	98	9	44	109	98	9	62
110	98	8	39	108	98	8	55
109	98	7	34	107	98	7	47
108	98	6	29	106	97	6	38
107	98	5	23	105	97	5	29
106	98	4	18	104	97	4	20
105	98	3	15	103	97	3	13
104	98	2	11	102	97	2	8
103	98	1	6	101	97	1	5
102	98	0	2	100	97	0	1
101	97			99	97		
100	97			98	97		
99	97			97	97		
98	97			96	97		
97	96			95	97		
96	96			94	96		
95	96			93	96		
94	95			92	96		
93	94			91	96		
92	94			90	95		
91	94			89	95		
90	93			88	94		
89	93			87	94		
88	93			86	94		
87	92			85	93		



Table 26 cont.

**Boys Curriculum-Based Measurement Norms
Fall - Grade 3**

Grade Level Recognizable Letters	Percentile Rank	Grade Level Exact Words	Percentile Rank	Taylor Recognizable Letters	Percentile Rank	Taylor Exact Words	Percentile Rank
86	91			84	93		
85	90			83	92		
84	90			82	92		
83	89			81	92		
82	89			80	92		
81	88			79	91		
80	88			78	91		
79	87			77	90		
78	87			76	90		
77	86			75	89		
76	85			74	89		
75	84			73	88		
74	83			72	88		
73	81			71	88		
72	80			70	88		
71	80			69	88		
70	79			68	87		
69	78			67	86		
68	78			66	85		
67	76			65	83		
66	75			64	83		
65	75			63	82		
64	74			62	82		
63	73			61	81		
62	72			60	80		
61	71			59	78		
60	71			58	77		
59	70			57	76		
58	69			56	75		



Table 26 cont.

**Boys Curriculum-Based Measurement Norms
Fall - Grade 3**

Grade Level Recognizable Letters	Percentile Rank	Grade Level Exact Words	Percentile Rank	Taylor Recognizable Letters	Percentile Rank	Taylor Exact Words	Percentile Rank
57	68			55	73		
56	67			54	73		
55	65			53	72		
54	64			52	71		
53	63			51	70		
52	61			50	69		
51	60			49	67		
50	60			48	66		
49	59			47	65		
48	59			46	62		
47	58			45	60		
46	57			44	58		
45	55			43	56		
44	53			42	54		
43	52			41	53		
42	51			40	52		
41	50			39	49		
40	48			38	46		
39	46			37	45		
38	44			36	43		
37	42			35	41		
36	41			34	39		
35	39			33	38		
34	38			32	36		
33	35			31	35		
32	33			30	31		
31	31			29	27		
30	29			28	25		
29	27			27	24		



Table 26 cont.

**Boys Curriculum-Based Measurement Norms
Fall - Grade 3**

Grade Level Recognizable Letters	Percentile Rank	Grade Level Exact Words	Percentile Rank	Taylor Recognizable Letters	Percentile Rank	Taylor Exact Words	Percentile Rank
28	27			26	23		
27	26			25	23		
26	24			24	21		
25	22			23	18		
24	22			22	18		
23	21			21	17		
22	20			20	15		
21	20			19	14		
20	20			18	13		
19	19			17	13		
18	18			16	12		
17	17			15	11		
16	16			14	10		
15	15			13	9		
14	14			12	8		
13	13			11	8		
12	11			10	7		
11	10			9	6		
10	9			8	5		
9	8			7	4		
8	7			6	3		
7	6			5	3		
6	5			4	2		
5	5			3	2		
4	4			2	2		
3	3			1	2		
2	3			0	1		
1	2						
0	1						



Table 27

**Boys Curriculum-Based Measurement Norms Summary
Fall - Grade 3**

Category	Maximum	Minimum	Number of Students in this Sample	Mean	Standard Deviation
GL Recognizable Letters	141	0	296	45.90	27.63
GL Exact Words	39	0	296	11.28	7.74
Taylor Recognizable Letters	139	0	313	43.08	24.83
Taylor Exact Words	39	0	313	8.50	5.75