



**Boys Grade 3  
Winter**





Figure 74

# Boys Winter Cover Sheet - Grade 3

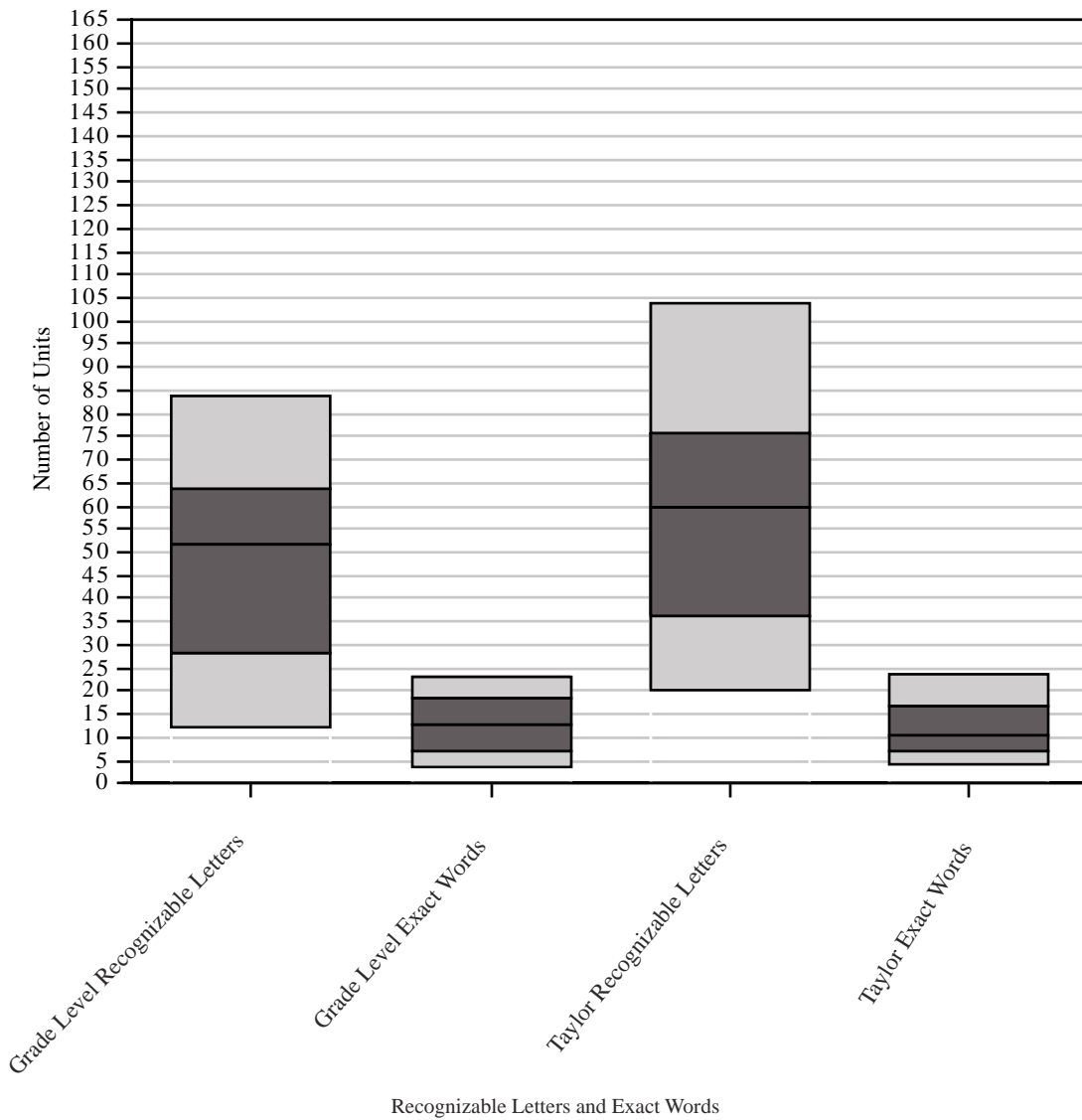
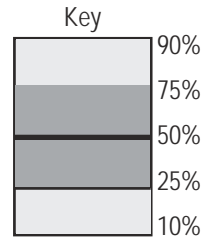






Figure 75

### Boys Winter - Grade 3 Grade Level Exact Words Frequency Chart

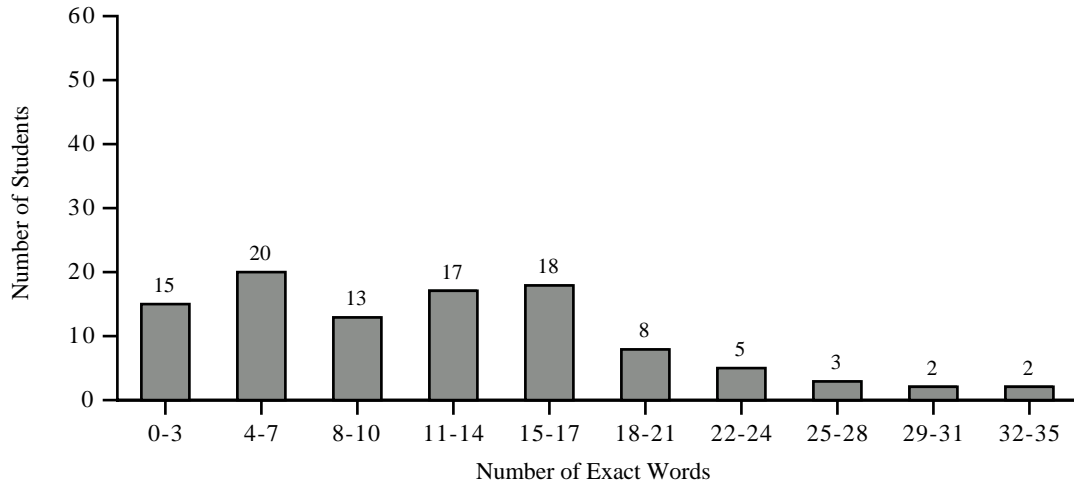


Figure 76

### Boys Winter - Grade 3 Grade Level Recognizable Letters Frequency Chart

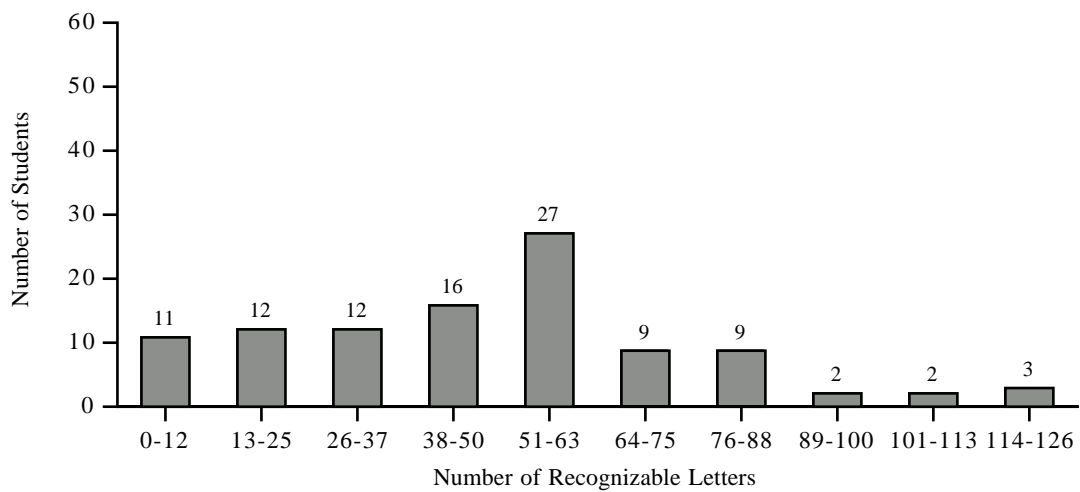






Figure 77

**Boys Winter - Grade 3  
Taylor Exact Words Frequency Chart**

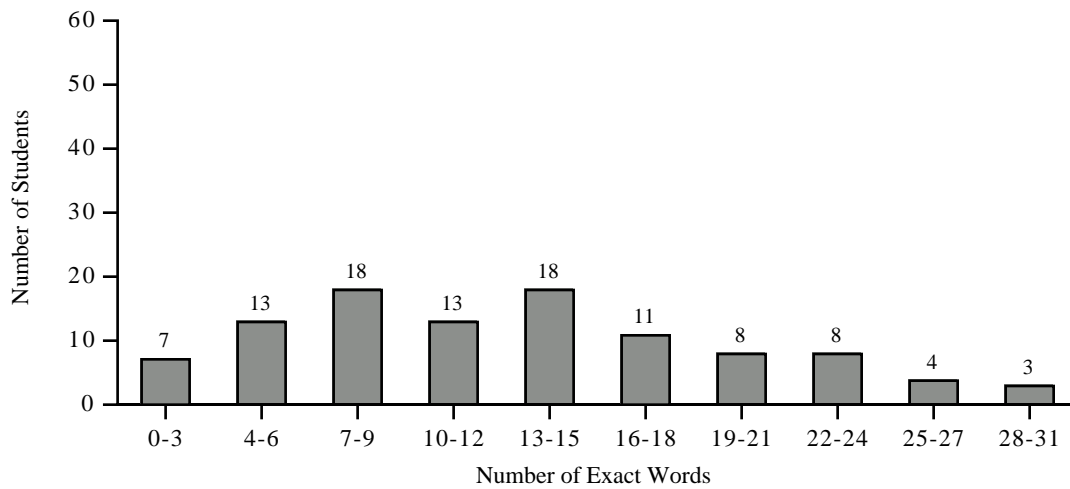


Figure 78

**Boys Winter - Grade 3  
Taylor Recognizable Letters Frequency Chart**

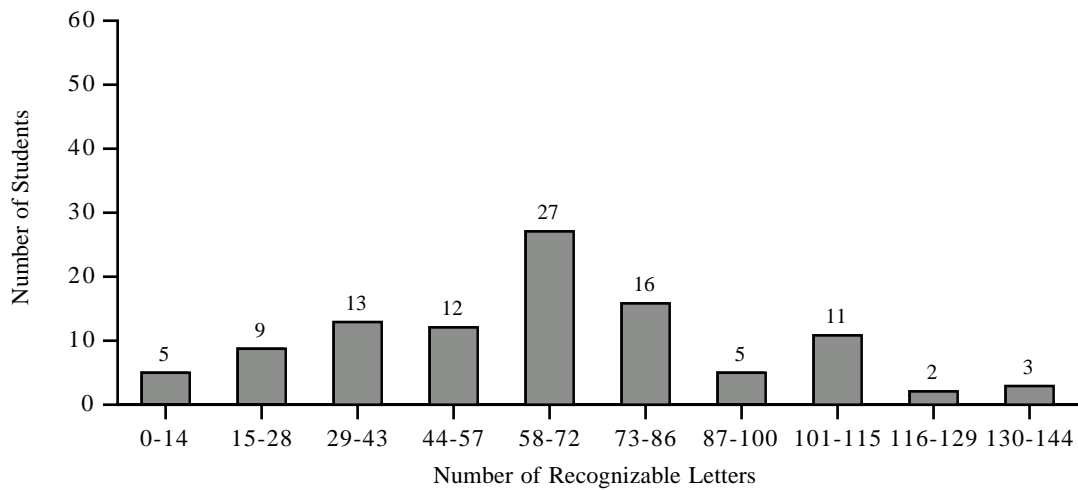






Table 28

**Boys Curriculum-Based Measurement Norms  
Winter - Grade 3**

Grade Level Recognizable Letters	Percentile Rank	Grade Level Exact Words	Percentile Rank	Taylor Recognizable Letters	Percentile Rank	Taylor Exact Words	Percentile Rank
126	100	35	100	144	100	31	100
125	99	34	99	143	99	30	99
124	98	33	99	142	99	29	98
123	98	32	98	141	99	28	97
122	98	31	98	140	99	27	97
121	98	30	97	139	98	26	96
120	98	29	97	138	97	25	94
119	98	28	96	137	97	24	92
118	97	27	95	136	97	23	89
117	97	26	95	135	97	22	88
116	97	25	94	134	97	21	86
115	97	24	93	133	97	20	84
114	97	23	92	132	97	19	82
113	97	22	90	131	97	18	80
112	97	21	88	130	97	17	77
111	97	20	88	129	97	16	74
110	97	19	87	128	97	15	69
109	97	18	83	127	97	14	63
108	97	17	79	126	97	13	58
107	97	16	74	125	97	12	54
106	96	15	67	124	97	11	50
105	96	14	60	123	97	10	46
104	96	13	55	122	97	9	41
103	95	12	51	121	97	8	35
102	95	11	48	120	97	7	29
101	95	10	44	119	97	6	23
100	95	9	40	118	97	5	18
99	95	8	36	117	96	4	13
98	95	7	32	116	96	3	8



Table 28 cont.

**Boys Curriculum-Based Measurement Norms  
Winter - Grade 3**

Grade Level Recognizable Letters	Percentile Rank	Grade Level Exact Words	Percentile Rank	Taylor Recognizable Letters	Percentile Rank	Taylor Exact Words	Percentile Rank
97	95	6	28	115	95	2	3
96	95	5	22	114	95	1	1
95	95	4	17	113	95	0	0
94	94	3	13	112	95		
93	94	2	9	111	94		
92	94	1	5	110	94		
91	94	0	1	109	93		
90	94			108	92		
89	93			107	92		
88	93			106	92		
87	93			105	91		
86	93			104	91		
85	92			103	90		
84	91			102	89		
83	90			101	88		
82	90			100	87		
81	89			99	87		
80	89			98	87		
79	88			97	87		
78	88			96	87		
77	87			95	87		
76	85			94	87		
75	84			93	86		
74	83			92	86		
73	83			91	85		
72	83			90	85		
71	83			89	85		
70	82			88	84		
69	81			87	83		
68	80			86	82		



Table 28 cont.

**Boys Curriculum-Based Measurement Norms  
Winter - Grade 3**

Grade Level Recognizable Letters	Percentile Rank	Grade Level Exact Words	Percentile Rank	Taylor Recognizable Letters	Percentile Rank	Taylor Exact Words	Percentile Rank
67	80			85	81		
66	80			84	81		
65	79			83	80		
64	77			82	79		
63	73			81	79		
62	70			80	78		
61	70			79	78		
60	69			78	77		
59	67			77	77		
58	65			76	76		
57	64			75	74		
56	61			74	72		
55	59			73	71		
54	58			72	71		
53	56			71	70		
52	53			70	69		
51	50			69	68		
50	50			68	66		
49	49			67	63		
48	48			66	61		
47	47			65	59		
46	46			64	59		
45	45			63	58		
44	45			62	55		
43	44			61	54		
42	43			60	51		
41	41			59	48		
40	39			58	47		
39	37			57	46		



Table 28 cont.

**Boys Curriculum-Based Measurement Norms  
Winter - Grade 3**

Grade Level Recognizable Letters	Percentile Rank	Grade Level Exact Words	Percentile Rank	Taylor Recognizable Letters	Percentile Rank	Taylor Exact Words	Percentile Rank
38	35			56	45		
37	34			55	44		
36	33			54	43		
35	32			53	41		
34	31			52	39		
33	30			51	39		
32	29			50	39		
31	28			49	38		
30	27			48	37		
29	27			47	36		
28	26			46	36		
27	24			45	36		
26	23			44	35		
25	22			43	34		
24	22			42	33		
23	21			41	31		
22	21			40	31		
21	21			39	30		
20	19			38	29		
19	18			37	28		
18	18			36	26		
17	17			35	25		
16	17			34	24		
15	16			33	24		
14	13			32	23		
13	11			31	23		
12	10			30	21		
11	9			29	20		
10	9			28	20		



Table 28 cont.

**Boys Curriculum-Based Measurement Norms  
Winter - Grade 3**

Grade Level Recognizable Letters	Percentile Rank	Grade Level Exact Words	Percentile Rank	Taylor Recognizable Letters	Percentile Rank	Taylor Exact Words	Percentile Rank
9	9			27	18		
8	8			26	16		
7	8			25	16		
6	6			24	14		
5	4			23	12		
4	4			22	12		
3	3			21	12		
2	2			20	11		
1	2			19	9		
0	1			18	9		
				17	8		
				16	8		
				15	7		
				14	6		
				13	5		
				12	5		
				11	5		
				10	4		
				9	4		
				8	3		
				7	2		
				6	2		
				5	2		
				4	2		
				3	1		
				2	1		
				1	0		
				0	0		



Table 29

**Boys Curriculum-Based Measurement Norms Summary  
Winter - Grade 3**

Category	Maximum	Minimum	Number of Students in this Sample	Mean	Standard Deviation
GL Recognizable Letters	126	0	103	48.07	27.93
GL Exact Words	35	0	103	11.83	7.71
Taylor Recognizable Letters	144	1	137	58.79	31.30
Taylor Exact Words	31	0	137	12.05	7.24