



**Boys Grade 3
Spring**





Figure 79

Boys Spring Cover Sheet - Grade 3

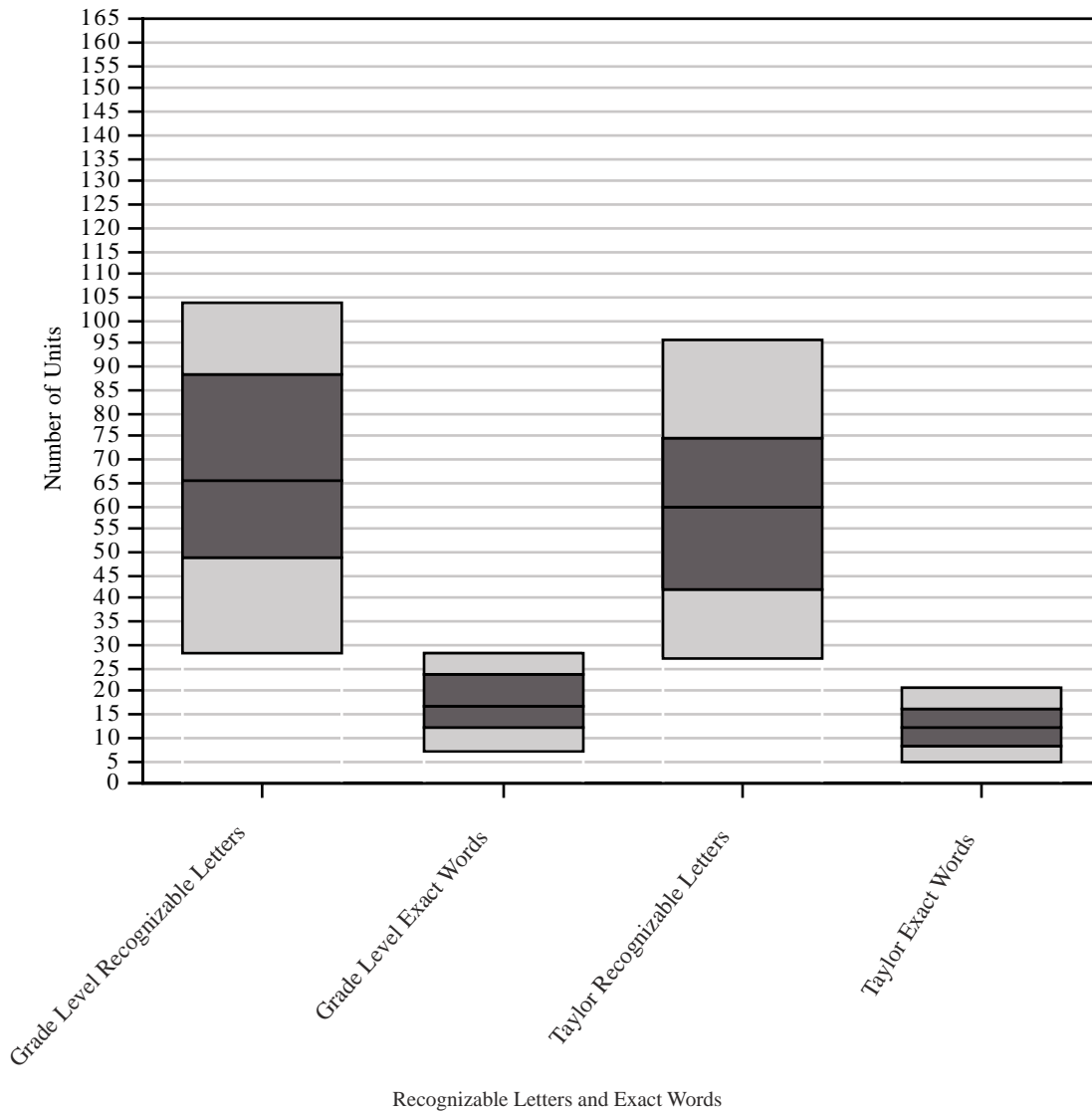
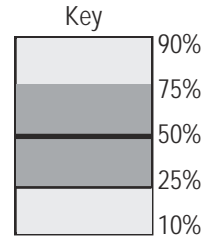






Figure 80

Boys Spring - Grade 3 Grade Level Exact Words Frequency Chart

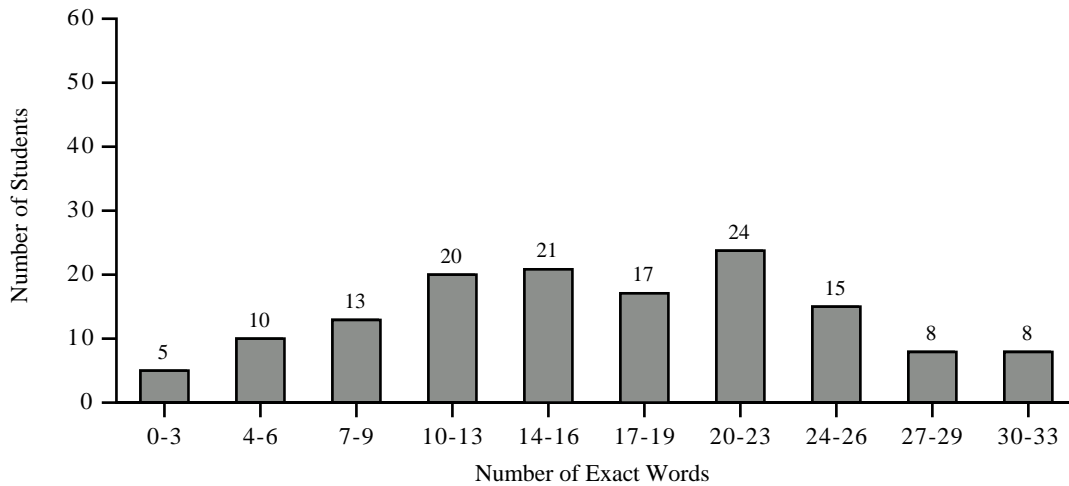


Figure 81

Boys Spring - Grade 3 Grade Level Recognizable Letters Frequency Chart

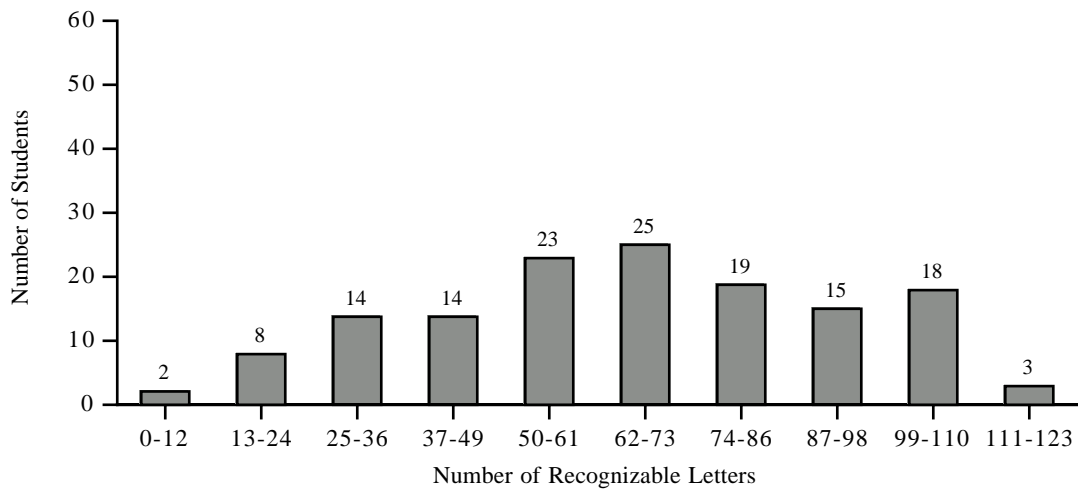






Figure 82

Boys Spring - Grade 3 Taylor Exact Words Frequency Chart

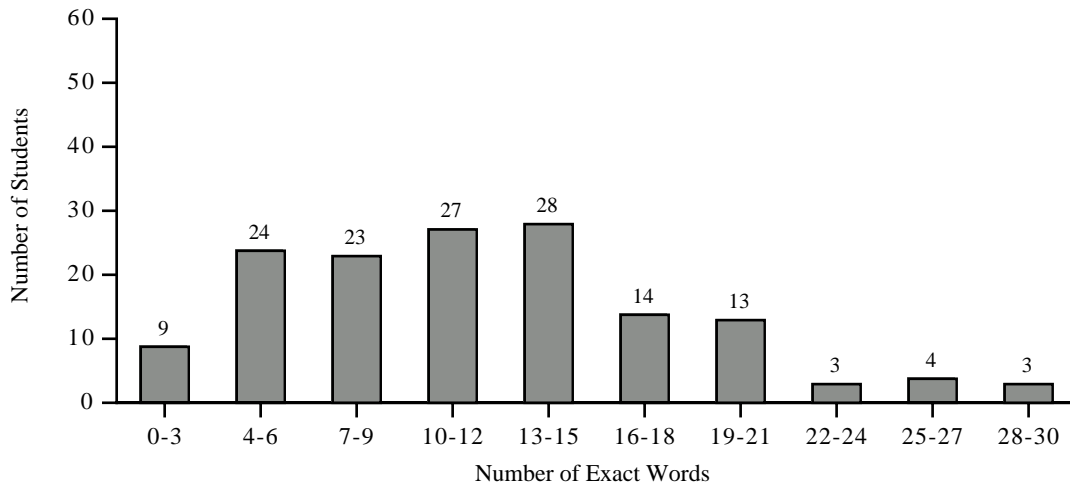


Figure 83

Boys Spring - Grade 3 Taylor Recognizable Letters Frequency Chart

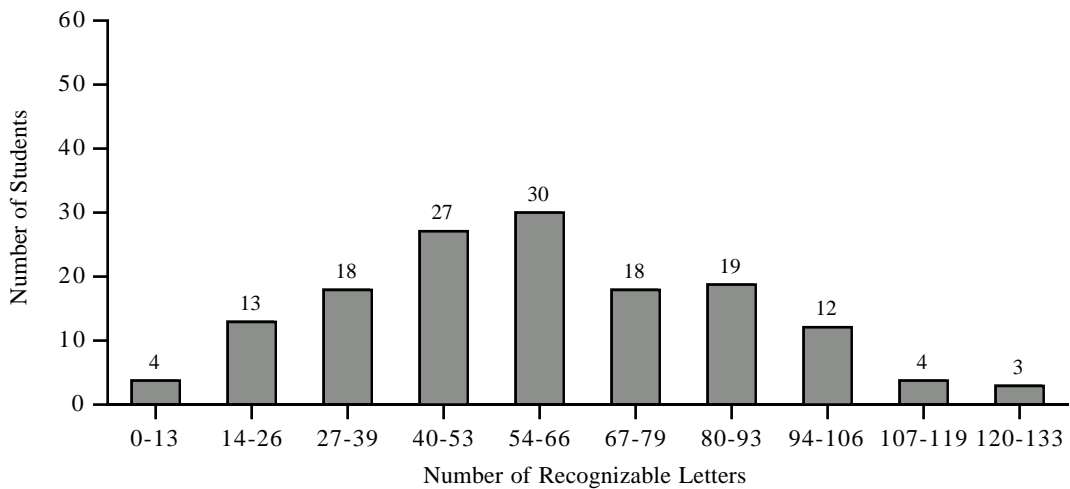






Table 30

**Boys Curriculum-Based Measurement Norms
Spring - Grade 3**

Grade Level Recognizable Letters	Percentile Rank	Grade Level Exact Words	Percentile Rank	Taylor Recognizable Letters	Percentile Rank	Taylor Exact Words	Percentile Rank
123	100	33	99	133	100	30	100
122	99	32	98	132	99	29	99
121	99	31	96	131	99	28	99
120	98	30	95	130	99	27	98
119	98	29	93	129	99	26	97
118	98	28	91	128	99	25	97
117	98	27	90	127	99	24	96
116	98	26	87	126	99	23	95
115	98	25	83	125	98	22	95
114	98	24	80	124	98	21	94
113	98	23	77	123	98	20	92
112	98	22	73	122	98	19	88
111	98	21	68	121	98	18	86
110	98	20	63	120	98	17	84
109	96	19	59	119	98	16	79
108	95	18	56	118	97	15	74
107	94	17	52	117	97	14	66
106	92	16	45	116	96	13	59
105	91	15	38	115	96	12	53
104	91	14	35	114	96	11	47
103	90	13	32	113	96	10	41
102	88	12	27	112	95	9	35
101	87	11	23	111	95	8	29
100	86	10	21	110	95	7	24
99	85	9	19	109	95	6	20
98	85	8	15	108	95	5	13
97	85	7	11	107	95	4	8



Table 30 cont.

**Boys Curriculum-Based Measurement Norms
Spring - Grade 3**

Grade Level Recognizable Letters	Percentile Rank	Grade Level Exact Words	Percentile Rank	Taylor Recognizable Letters	Percentile Rank	Taylor Exact Words	Percentile Rank
96	84	6	10	106	95	3	5
95	81	5	9	105	94	2	3
94	79	4	6	104	93	1	2
93	78	3	3	103	93	0	0
92	77	2	2	102	92		
91	77	1	2	101	92		
90	76	0	1	100	92		
89	75			99	91		
88	74			98	91		
87	74			97	91		
86	74			96	91		
85	73			95	90		
84	72			94	89		
83	72			93	89		
82	71			92	89		
81	70			91	88		
80	69			90	88		
79	68			89	87		
78	68			88	86		
77	67			87	85		
76	67			86	85		
75	65			85	84		
74	62			84	84		
73	60			83	84		
72	59			82	83		
71	59			81	80		
70	57			80	77		
69	56			79	76		



Table 30 cont.

**Boys Curriculum-Based Measurement Norms
Spring - Grade 3**

Grade Level Recognizable Letters	Percentile Rank	Grade Level Exact Words	Percentile Rank	Taylor Recognizable Letters	Percentile Rank	Taylor Exact Words	Percentile Rank
68	55			78	76		
67	53			77	76		
66	51			76	76		
65	50			75	76		
64	49			74	76		
63	47			73	74		
62	44			72	73		
61	41			71	73		
60	39			70	72		
59	37			69	72		
58	35			68	70		
57	34			67	66		
56	33			66	63		
55	32			65	60		
54	32			64	59		
53	30			63	58		
52	29			62	56		
51	28			61	54		
50	27			60	51		
49	26			59	47		
48	25			58	45		
47	24			57	44		
46	23			56	44		
45	22			55	43		
44	21			54	43		
43	20			53	41		
42	19			52	39		
41	18			51	38		
40	18			50	37		



Table 30 cont.

**Boys Curriculum-Based Measurement Norms
Spring - Grade 3**

Grade Level Recognizable Letters	Percentile Rank	Grade Level Exact Words	Percentile Rank	Taylor Recognizable Letters	Percentile Rank	Taylor Exact Words	Percentile Rank
39	17			49	36		
38	17			48	35		
37	17			47	34		
36	16			46	32		
35	15			45	31		
34	15			44	30		
33	14			43	29		
32	13			42	27		
31	12			41	24		
30	12			40	23		
29	11			39	23		
28	10			38	22		
27	10			37	21		
26	9			36	19		
25	7			35	19		
24	7			34	19		
23	6			33	18		
22	5			32	17		
21	4			31	15		
20	4			30	13		
19	3			29	12		
18	3			28	11		
17	2			27	11		
16	2			26	10		
15	2			25	9		
14	2			24	8		
13	1			23	7		
12	1			22	7		
11	1			21	7		



Table 31

**Boys Curriculum-Based Measurement Norms Summary
Spring - Grade 3**

Category	Maximum	Minimum	Number of Students in this Sample	Mean	Standard Deviation
GL Recognizable Letters	123	0	141	66.28	27.17
GL Exact Words	33	0	141	16.93	7.84
Taylor Recognizable Letters	133	0	148	59.51	26.64
Taylor Exact Words	30	0	148	11.72	5.99