



**Girls Grade 3  
Fall**





Figure 84

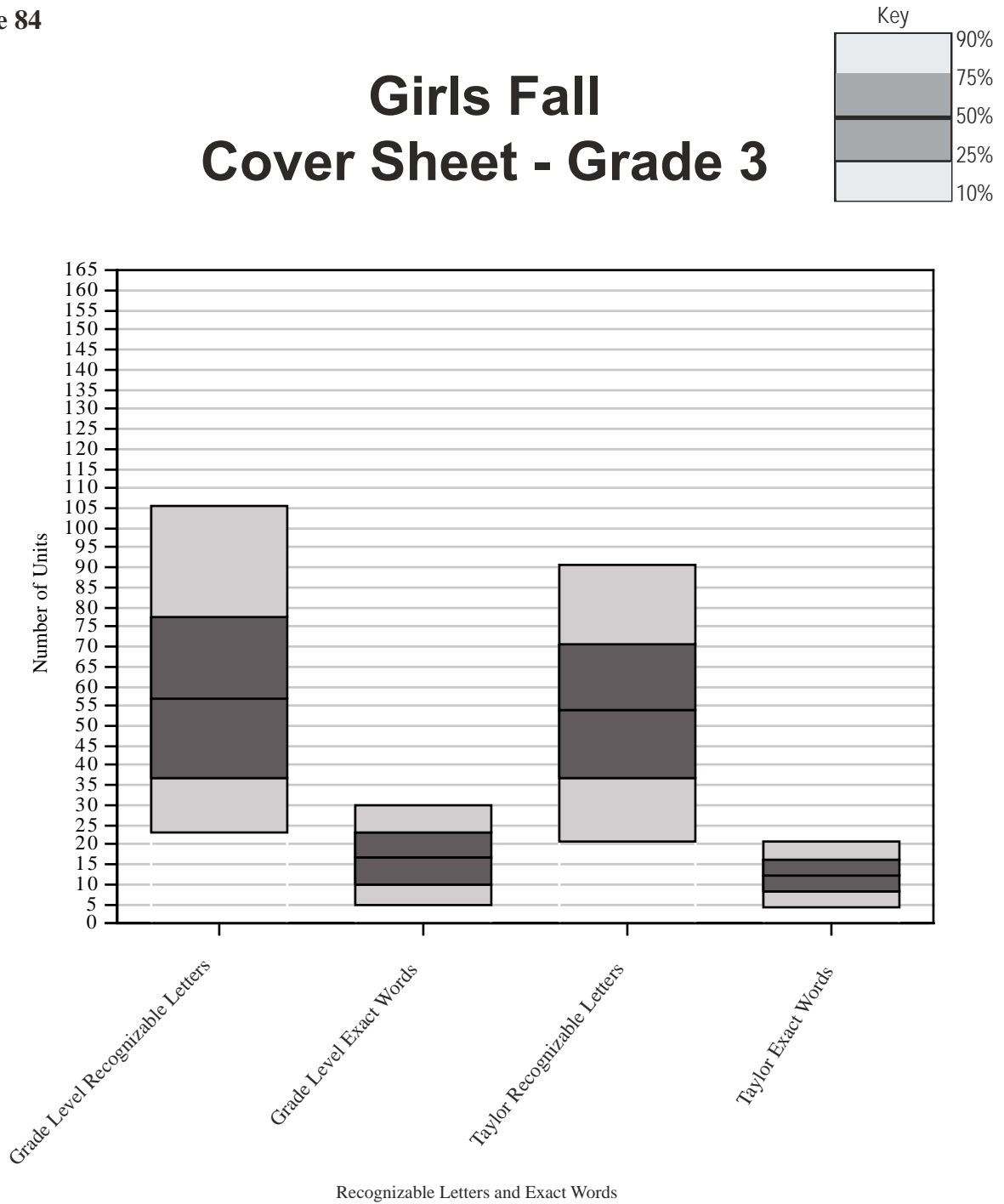






Figure 85

### Girls Fall - Grade 3 Grade Level Exact Words Frequency Chart

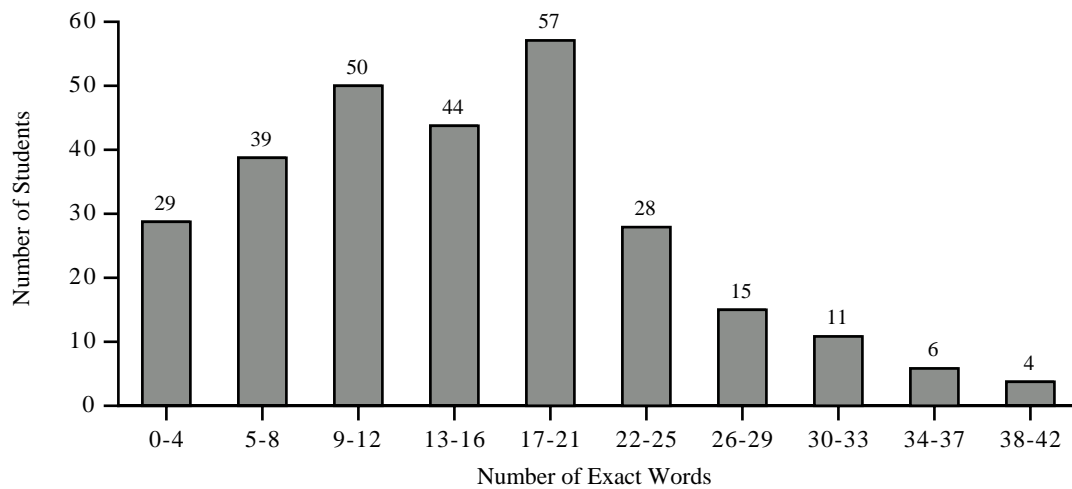


Figure 86

### Girls Fall - Grade 3 Grade Level Recognizable Letters Frequency Chart

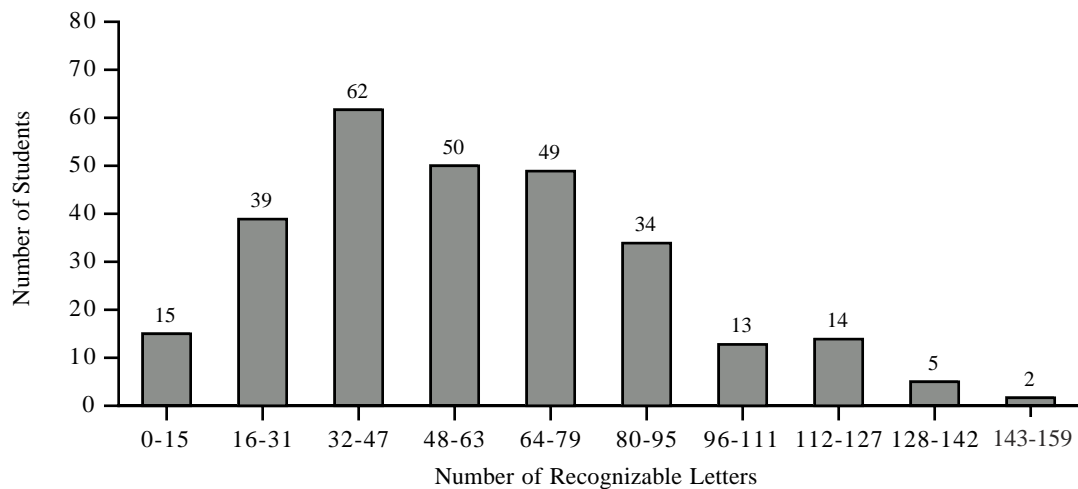






Figure 87

### Girls Fall - Grade 3 Taylor Exact Words Frequency Chart

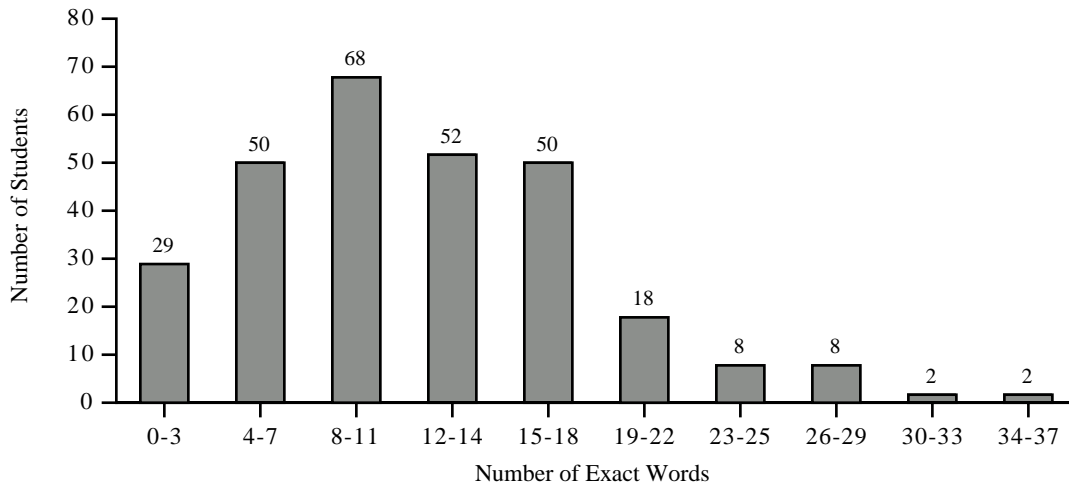


Figure 88

### Girls Fall - Grade 3 Taylor Recognizable Letters Frequency Chart

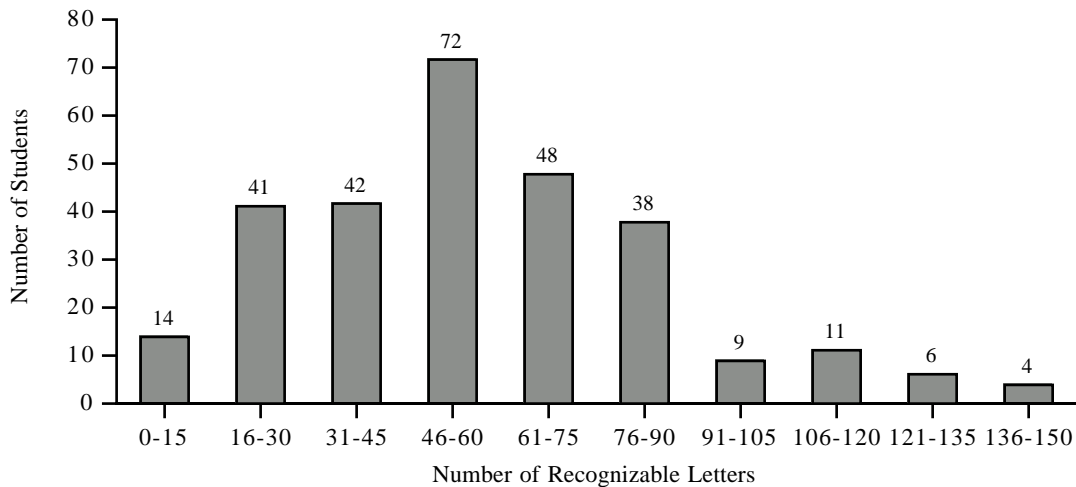






Table 32

**Girls Curriculum-Based Measurement Norms  
Fall - Grade 3**

Grade Level Recognizable Letters	Percentile Rank	Grade Level Exact Words	Percentile Rank	Taylor Recognizable Letters	Percentile Rank	Taylor Exact Words	Percentile Rank
159	100	42	100	150	100	37	100
158	100	41	99	149	100	36	100
157	100	40	99	148	100	35	100
156	100	39	99	147	100	34	99
155	99	38	99	146	99	33	99
154	99	37	98	145	99	32	99
153	99	36	98	144	99	31	99
152	99	35	98	143	99	30	99
151	99	34	97	142	99	29	99
150	99	33	96	141	99	28	99
149	99	32	96	140	99	27	98
148	99	31	95	139	99	26	97
147	99	30	93	138	99	25	96
146	99	29	92	137	99	24	96
145	99	28	92	136	99	23	95
144	99	27	91	135	99	22	93
143	99	26	89	134	99	21	92
142	99	25	86	133	99	20	91
141	99	24	84	132	99	19	89
140	99	23	81	131	98	18	87
139	99	22	79	130	98	17	84
138	99	21	75	129	98	16	80
137	99	20	71	128	98	15	75



Table 32 cont.

**Girls Curriculum-Based Measurement Norms  
Fall - Grade 3**

Grade Level Recognizable Letters	Percentile Rank	Grade Level Exact Words	Percentile Rank	Taylor Recognizable Letters	Percentile Rank	Taylor Exact Words	Percentile Rank
136	99	19	68	127	98	14	68
135	99	18	63	126	98	13	63
134	98	17	60	125	97	12	57
133	98	16	56	124	97	11	50
132	98	15	52	123	97	10	45
131	98	14	49	122	97	9	38
130	98	13	44	121	97	8	30
129	98	12	39	120	97	7	25
128	97	11	35	119	97	6	20
127	97	10	31	118	96	5	17
126	97	9	26	117	96	4	13
125	97	8	22	116	96	3	8
124	96	7	19	115	96	2	5
123	96	6	16	114	95	1	2
122	96	5	12	113	95	0	1
121	95	4	9	112	94		
120	95	3	7	111	94		
119	95	2	4	110	94		
118	95	1	2	109	94		
117	94	0	1	108	94		
116	93			107	94		
115	93			106	93		
114	93			105	93		
113	93			104	93		



Table 32 cont.

**Girls Curriculum-Based Measurement Norms  
Fall - Grade 3**

Grade Level Recognizable Letters	Percentile Rank	Grade Level Exact Words	Percentile Rank	Taylor Recognizable Letters	Percentile Rank	Taylor Exact Words	Percentile Rank
112	92			103	93		
111	92			102	93		
110	92			101	93		
109	92			100	92		
108	91			99	92		
107	91			98	92		
106	90			97	91		
105	90			96	91		
104	90			95	91		
103	90			94	91		
102	90			93	91		
101	89			92	91		
100	89			91	90		
99	89			90	90		
98	89			89	89		
97	88			88	88		
96	88			87	87		
95	87			86	86		
94	87			85	85		
93	86			84	85		
92	86			83	84		
91	85			82	83		
90	84			81	82		



Table 32 cont.

**Girls Curriculum-Based Measurement Norms  
Fall - Grade 3**

Grade Level Recognizable Letters	Percentile Rank	Grade Level Exact Words	Percentile Rank	Taylor Recognizable Letters	Percentile Rank	Taylor Exact Words	Percentile Rank
89	83			80	82		
88	82			79	80		
87	82			78	79		
86	81			77	78		
85	80			76	78		
84	79			75	78		
83	78			74	77		
82	77			73	76		
81	76			72	76		
80	76			71	75		
79	76			70	75		
78	75			69	75		
77	74			68	73		
76	73			67	72		
75	72			66	70		
74	72			65	67		
73	71			64	65		
72	71			63	65		
71	70			62	64		
70	70			61	63		
69	68			60	60		
68	66			59	58		
67	64			58	57		



Table 32 cont.

**Girls Curriculum-Based Measurement Norms  
Fall - Grade 3**

Grade Level Recognizable Letters	Percentile Rank	Grade Level Exact Words	Percentile Rank	Taylor Recognizable Letters	Percentile Rank	Taylor Exact Words	Percentile Rank
66	63			57	57		
65	62			56	55		
64	60			55	53		
63	59			54	52		
62	58			53	50		
61	57			52	48		
60	57			51	47		
59	55			50	47		
58	53			49	45		
57	51			48	42		
56	49			47	41		
55	48			46	39		
54	46			45	36		
53	45			44	35		
52	44			43	34		
51	43			42	34		
50	43			41	34		
49	42			40	33		
48	42			39	31		
47	40			38	28		
46	38			37	26		
45	37			36	24		
44	37			35	23		



Table 32 cont.

**Girls Curriculum-Based Measurement Norms  
Fall - Grade 3**

Grade Level Recognizable Letters	Percentile Rank	Grade Level Exact Words	Percentile Rank	Taylor Recognizable Letters	Percentile Rank	Taylor Exact Words	Percentile Rank
43	36			34	23		
42	35			33	22		
41	33			32	21		
40	31			31	20		
39	30			30	17		
38	29			29	15		
37	27			28	15		
36	25			27	15		
35	23			26	15		
34	22			25	14		
33	20			24	13		
32	19			23	12		
31	19			22	11		
30	19			21	10		
29	18			20	9		
28	16			19	7		
27	15			18	7		
26	14			17	6		
25	12			16	5		
24	11			15	4		
23	10			14	3		
22	10			13	2		
21	9			12	2		
20	8			11	2		
19	7			10	1		
18	7			9	1		
17	6			8	1		
16	6			7	1		





Table 33

**Girls Curriculum-Based Measurement Norms Summary  
Fall - Grade 3**

Category	Maximum	Minimum	Number of Students in this Sample	Mean	Standard Deviation
GL Recognizable Letters	159	0	283	58.98	31.42
GL Exact Words	42	0	283	15.27	8.77
Taylor Recognizable Letters	150	0	306	55.99	28.42
Taylor Exact Words	37	0	306	11.44	6.43