



**Girls Grade 3
Spring**





Figure 94

Girls Spring Cover Sheet - Grade 3

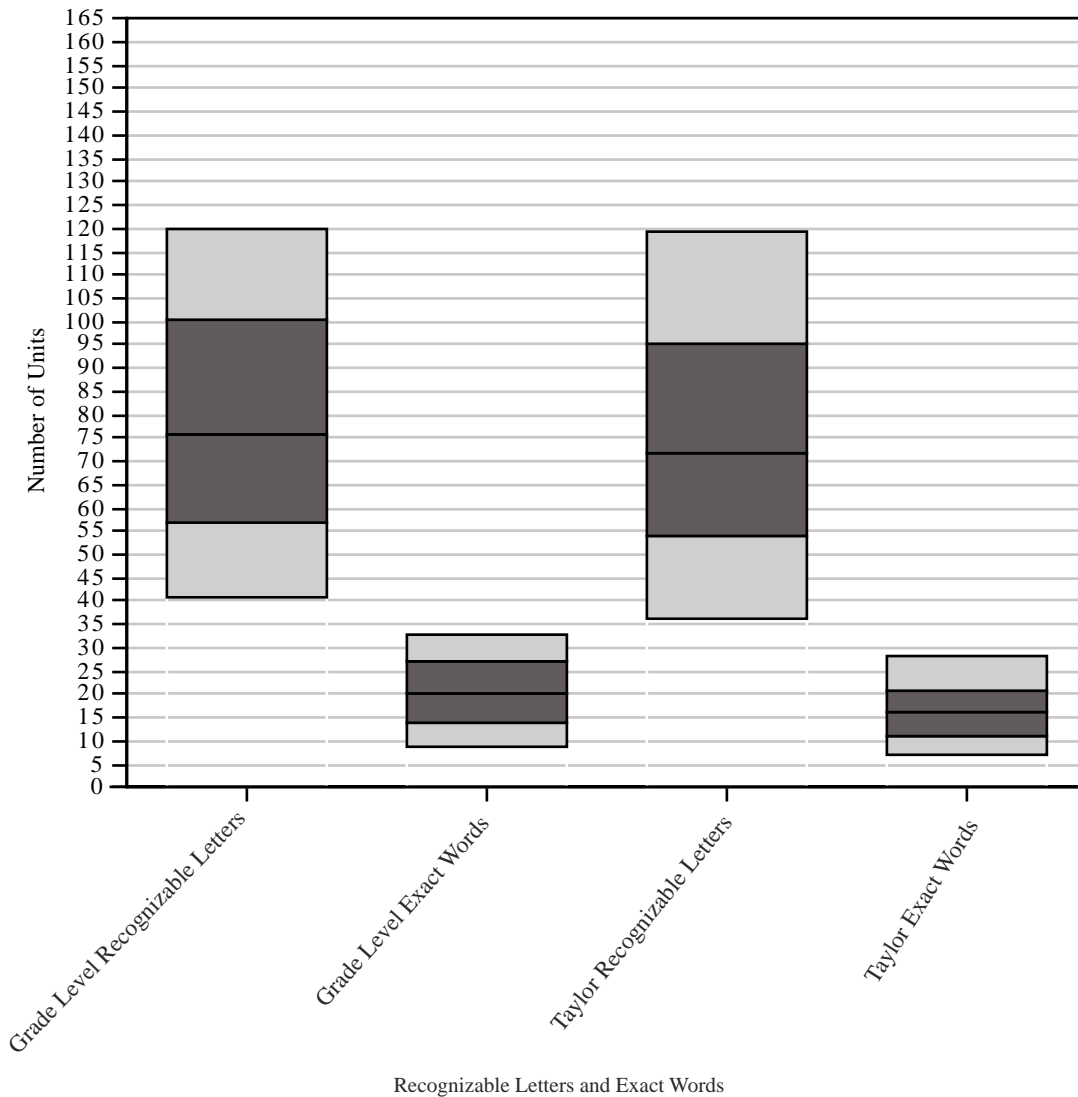
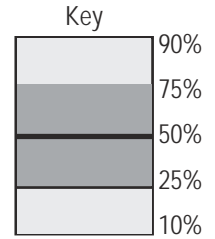






Figure 95

Girls Spring - Grade 3 Grade Level Exact Words Frequency Chart

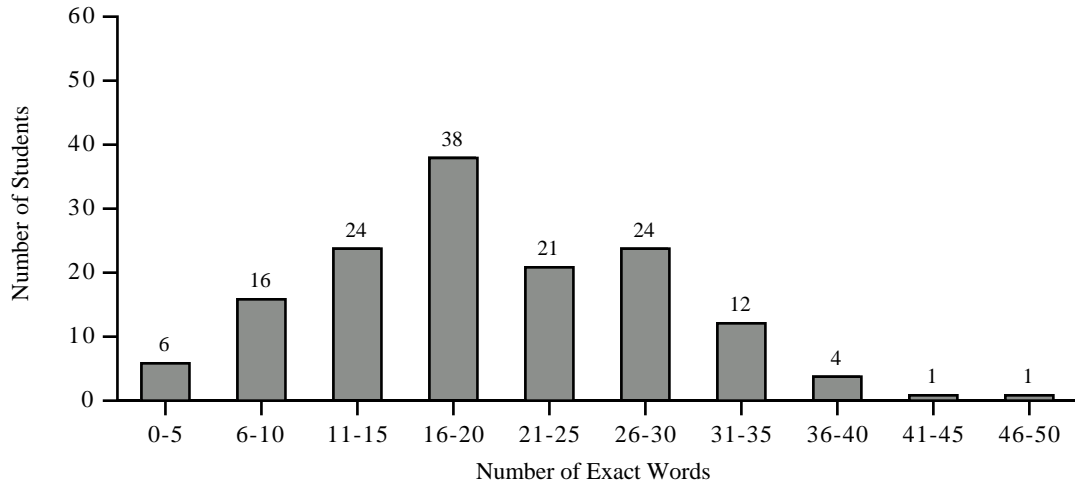


Figure 96

Girls Spring - Grade 3 Grade Level Recognizable Letters Frequency Chart

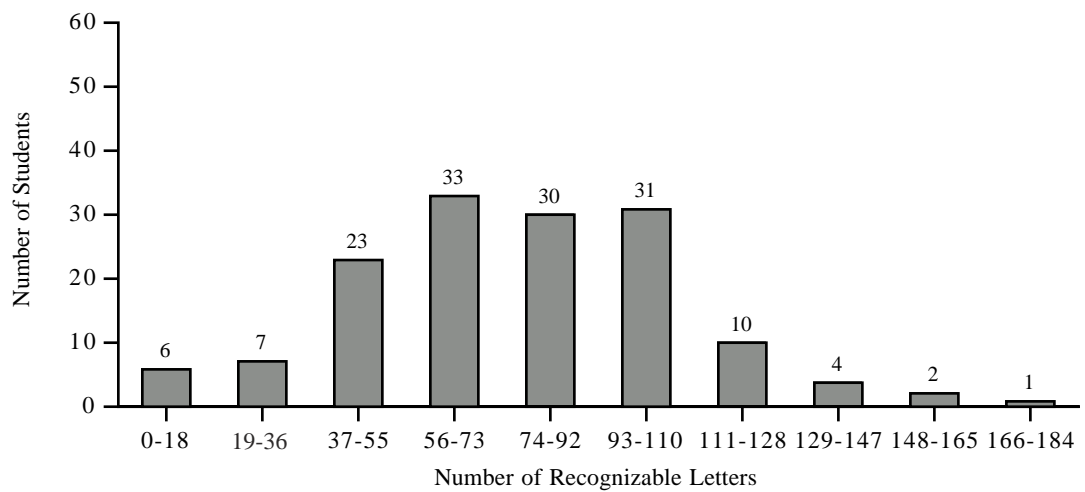






Figure 97

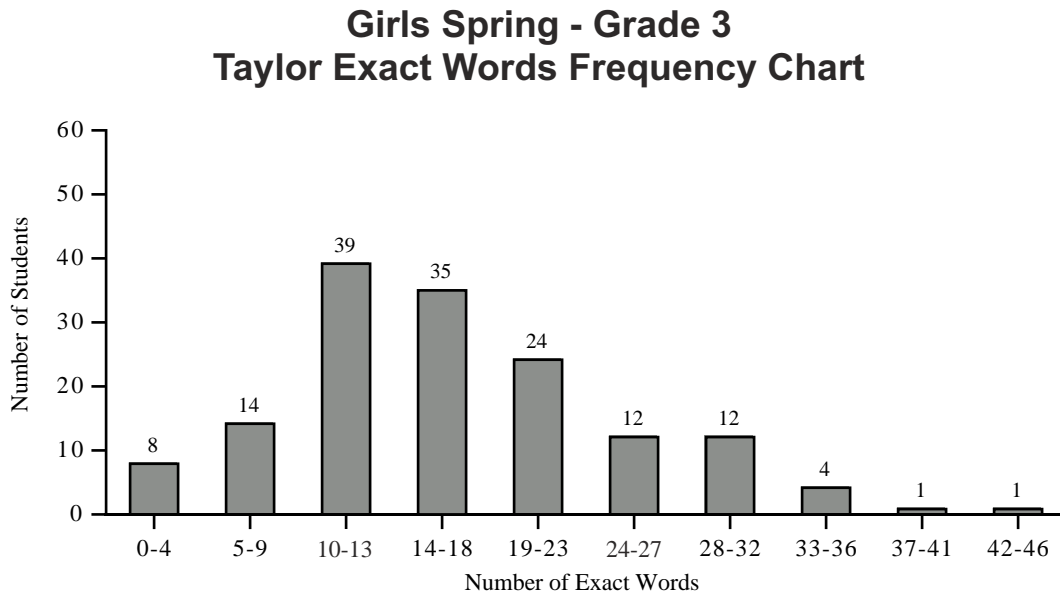


Figure 98

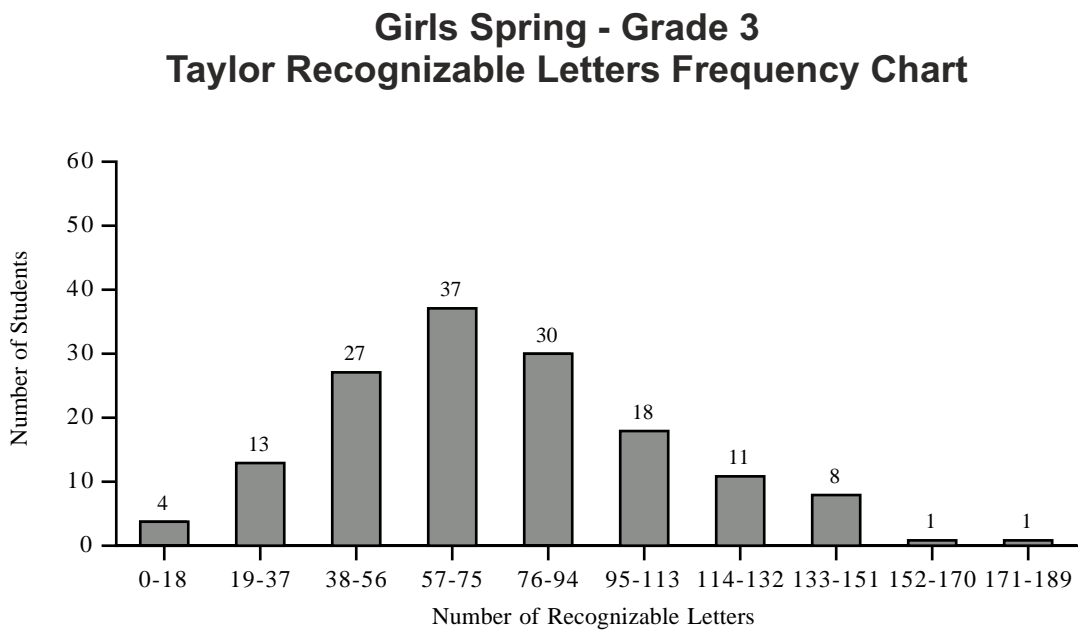






Table 36

**Girls Curriculum-Based Measurement Norms
Spring - Grade 3**

Grade Level Recognizable Letters	Percentile Rank	Grade Level Exact Words	Percentile Rank	Taylor Recognizable Letters	Percentile Rank	Taylor Exact Words	Percentile Rank
184	100	50	100	189	100	46	100
183	99	49	99	188	99	45	99
182	99	48	99	187	99	44	99
181	99	47	99	186	99	43	99
180	99	46	99	185	99	42	99
179	99	45	99	184	99	41	99
178	99	44	99	183	99	40	99
177	99	43	99	182	99	39	99
176	99	42	99	181	99	38	99
175	99	41	99	180	99	37	99
174	99	40	98	179	99	36	99
173	99	39	98	178	99	35	98
172	99	38	97	177	99	34	97
171	99	37	97	176	99	33	97
170	99	36	96	175	99	32	96
169	99	35	95	174	99	31	95
168	99	34	93	173	99	30	92
167	99	33	90	172	99	29	91
166	99	32	89	171	99	28	90
165	99	31	88	170	99	27	89
164	99	30	87	169	99	26	87
163	99	29	84	168	99	25	85
162	99	28	80	167	99	24	83
161	99	27	76	166	99	23	81
160	99	26	72	165	99	22	80
159	99	25	70	164	99	21	78
158	99	24	67	163	99	20	74
157	99	23	64	162	99	19	70
156	99	22	61	161	99	18	64



Table 36 cont.

**Girls Curriculum-Based Measurement Norms
Spring - Grade 3**

Grade Level Recognizable Letters	Percentile Rank	Grade Level Exact Words	Percentile Rank	Taylor Recognizable Letters	Percentile Rank	Taylor Exact Words	Percentile Rank
155	99	21	59	160	99	17	60
154	99	20	52	159	99	16	57
153	99	19	45	158	99	15	49
152	99	18	39	157	99	14	43
151	99	17	34	156	99	13	38
150	99	16	32	155	99	12	33
149	98	15	29	154	99	11	26
148	98	14	26	153	99	10	19
147	98	13	22	152	99	9	14
146	98	12	19	151	99	8	12
145	98	11	17	150	99	7	11
144	97	10	14	149	99	6	9
143	97	9	11	148	98	5	6
142	97	8	7	147	98	4	4
141	97	7	6	146	97	3	3
140	97	6	5	145	97	2	2
139	97	5	3	144	97	1	1
138	97	4	3	143	97	0	0
137	97	3	2	142	96		
136	97	2	2	141	96		
135	97	1	1	140	96		
134	97	0	0	139	96		
133	97			138	95		
132	96			137	95		
131	96			136	94		
130	96			135	94		
129	96			134	94		
128	95			133	94		
127	95			132	94		
126	95			131	94		



Table 36 cont.

**Girls Curriculum-Based Measurement Norms
Spring - Grade 3**

Grade Level Recognizable Letters	Percentile Rank	Grade Level Exact Words	Percentile Rank	Taylor Recognizable Letters	Percentile Rank	Taylor Exact Words	Percentile Rank
125	95			130	94		
124	94			129	94		
123	93			128	94		
122	92			127	94		
121	91			126	93		
120	91			125	92		
119	90			124	92		
118	89			123	92		
117	88			122	91		
116	88			121	91		
115	88			120	90		
114	88			119	90		
113	88			118	89		
112	88			117	89		
111	88			116	89		
110	88			115	88		
109	88			114	87		
108	87			113	87		
107	85			112	86		
106	84			111	85		
105	83			110	85		
104	82			109	85		
103	82			108	84		
102	80			107	82		
101	78			106	82		
100	76			105	81		
99	74			104	81		
98	73			103	80		



Table 36 cont.

**Girls Curriculum-Based Measurement Norms
Spring - Grade 3**

Grade Level Recognizable Letters	Percentile Rank	Grade Level Exact Words	Percentile Rank	Taylor Recognizable Letters	Percentile Rank	Taylor Exact Words	Percentile Rank
97	70			102	80		
96	69			101	80		
95	68			100	80		
94	67			99	78		
93	67			98	76		
92	66			97	76		
91	65			96	76		
90	65			95	75		
89	64			94	75		
88	64			93	74		
87	63			92	73		
86	63			91	73		
85	62			90	72		
84	59			89	71		
83	58			88	70		
82	57			87	69		
81	55			86	69		
80	54			85	69		
79	52			84	68		
78	51			83	67		
77	51			82	66		
76	51			81	65		
75	49			80	63		
74	48			79	60		
73	45			78	57		
72	43			77	57		
71	41			76	56		
70	39			75	56		
69	36			74	54		



Table 36 cont.

**Girls Curriculum-Based Measurement Norms
Spring - Grade 3**

Grade Level Recognizable Letters	Percentile Rank	Grade Level Exact Words	Percentile Rank	Taylor Recognizable Letters	Percentile Rank	Taylor Exact Words	Percentile Rank
68	35			73	51		
67	34			72	50		
66	34			71	49		
65	34			70	48		
64	33			69	47		
63	33			68	45		
62	31			67	43		
61	30			66	42		
60	29			65	41		
59	27			64	41		
58	26			63	41		
57	25			62	40		
56	25			61	38		
55	24			60	35		
54	22			59	32		
53	21			58	31		
52	20			57	30		
51	20			56	29		
50	20			55	27		
49	19			54	26		
48	17			53	25		
47	16			52	23		
46	15			51	22		
45	14			50	22		
44	13			49	21		
43	12			48	19		
42	11			47	19		
41	11			46	19		



Table 36 cont.

**Girls Curriculum-Based Measurement Norms
Spring - Grade 3**

Grade Level Recognizable Letters	Percentile Rank	Grade Level Exact Words	Percentile Rank	Taylor Recognizable Letters	Percentile Rank	Taylor Exact Words	Percentile Rank
40	10			45	18		
39	10			44	17		
38	10			43	16		
37	9			42	15		
36	9			41	14		
35	9			40	14		
34	9			39	13		
33	9			38	12		
32	7			37	11		
31	5			36	10		
30	5			35	9		
29	5			34	9		
28	4			33	9		
27	4			32	8		
26	4			31	8		
25	4			30	7		
24	4			29	7		
23	4			28	7		
22	4			27	6		
21	4			26	5		
20	4			25	4		
19	4			24	4		
18	4			23	4		
17	4			22	3		
16	3			21	3		
15	3			20	3		
14	3			19	3		
13	3			18	3		



Table 37

**Girls Curriculum-Based Measurement Norms Summary
Spring - Grade 3**

Category	Maximum	Minimum	Number of Students in this Sample	Mean	Standard Deviation
GL Recognizable Letters	184	1	147	77.73	31.61
GL Exact Words	50	1	147	20.31	9.04
Taylor Recognizable Letters	189	0	158	74.57	32.90
Taylor Exact Words	46	0	158	16.22	8.10