



**Boys Grade 4
Fall**





Figure 99

Boys Fall Cover Sheet - Grade 4

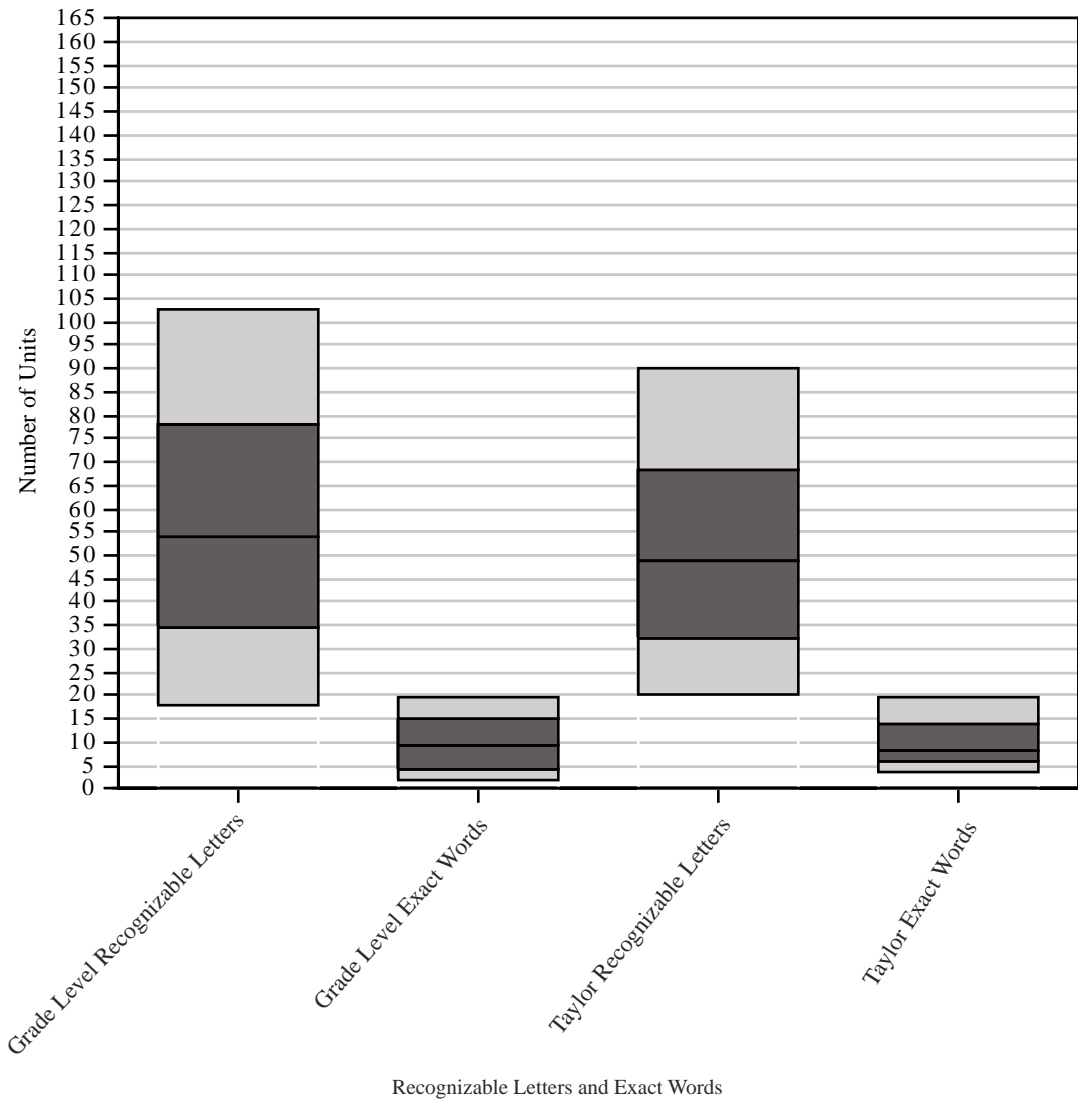
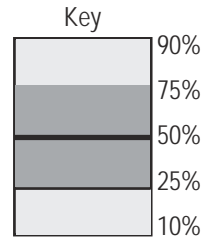






Figure 100

**Boys Fall - Grade 4
Grade Level Exact Words Frequency Chart**

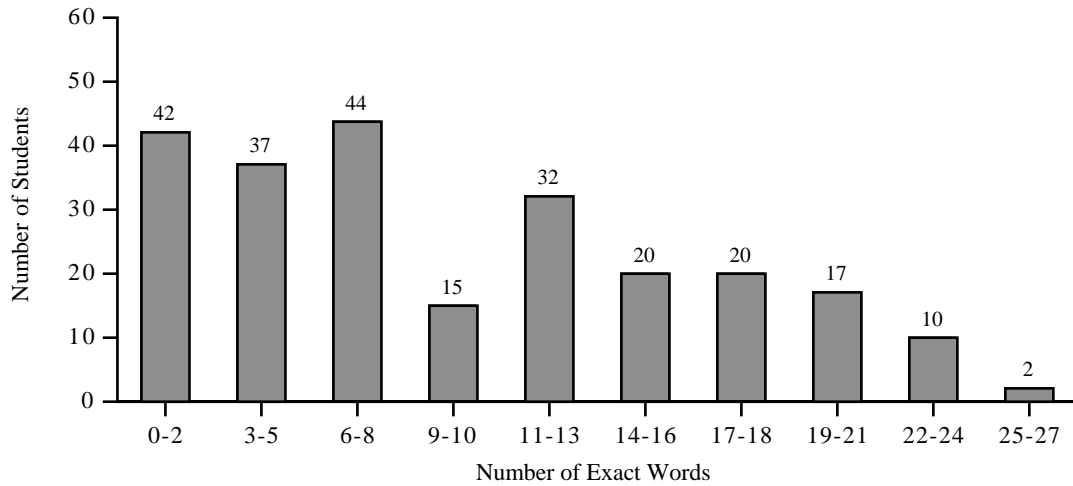


Figure 101

**Boys Fall - Grade 4
Grade Level Recognizable Letters Frequency Chart**

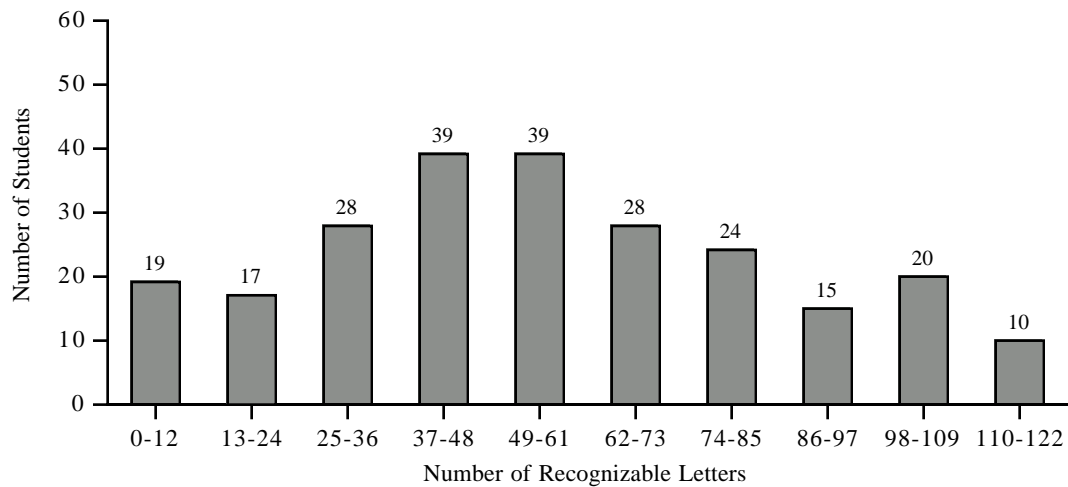






Figure 102

**Boys Fall - Grade 4
Taylor Exact Words Frequency Chart**

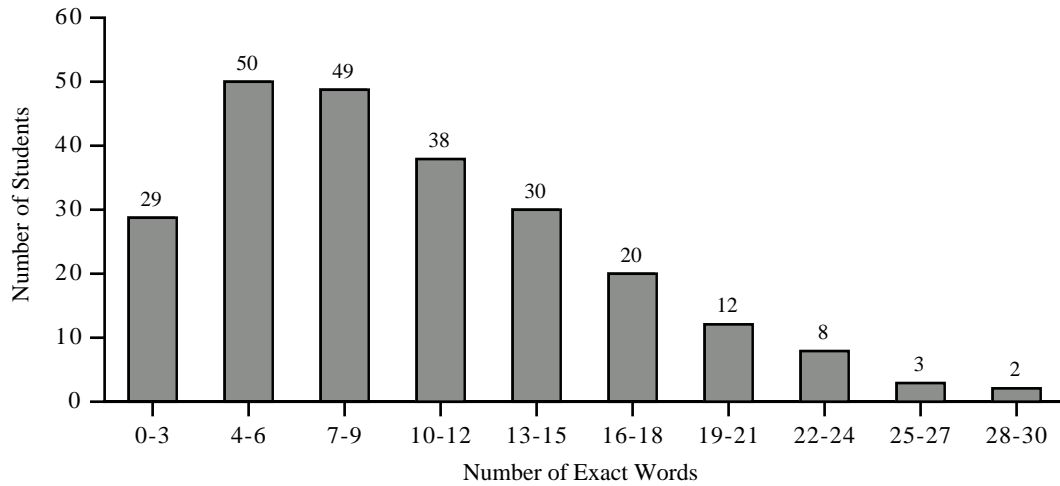


Figure 103

**Boys Fall - Grade 4
Taylor Recognizable Letters Frequency Chart**

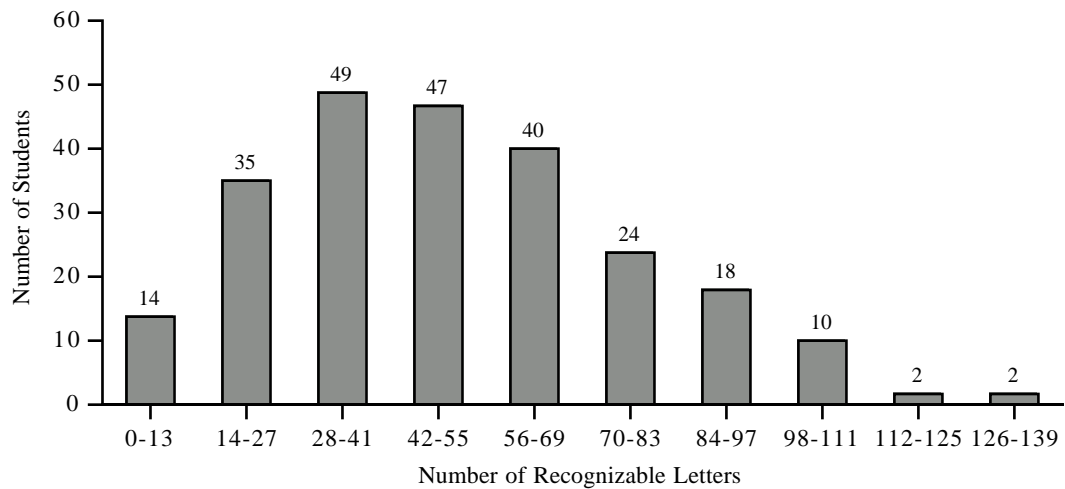






Table 38

**Boys Curriculum-Based Measurement Norms
Fall - Grade 4**

Grade Level Recognizable Letters	Percentile Rank	Grade Level Exact Words	Percentile Rank	Taylor Recognizable Letters	Percentile Rank	Taylor Exact Words	Percentile Rank
122	99	27	100	139	100	30	100
121	99	26	99	138	100	29	100
120	98	25	99	137	100	28	99
119	98	24	99	136	100	27	99
118	98	23	98	135	100	26	99
117	98	22	96	134	100	25	98
116	98	21	94	133	100	24	98
115	98	20	92	132	100	23	97
114	97	19	90	131	100	22	96
113	97	18	85	130	100	21	95
112	97	17	81	129	100	20	93
111	96	16	78	128	100	19	91
110	96	15	76	127	100	18	90
109	95	14	73	126	99	17	87
108	93	13	70	125	99	16	84
107	92	12	66	124	99	15	80
106	91	11	60	123	99	14	76
105	91	10	56	122	99	13	71
104	90	9	53	121	99	12	67
103	90	8	48	120	99	11	62
102	89	7	41	119	99	10	57
101	89	6	35	118	99	9	51
100	88	5	31	117	99	8	43
99	88	4	25	116	99	7	36
98	87	3	20	115	99	6	30
97	87	2	15	114	98	5	22
96	87	1	8	113	98	4	16



Table 38 cont.

**Boys Curriculum- Based Measurement Norms
Fall - Grade 4**

Grade Level Recognizable Letters	Percentile Rank	Grade Level Exact Words	Percentile Rank	Taylor Recognizable Letters	Percentile Rank	Taylor Exact Words	Percentile Rank
95	86	0	3	112	98	3	11
94	85			111	98	2	7
93	84			110	98	1	3
92	83			109	98	0	0
91	83			108	98		
90	83			107	97		
89	83			106	97		
88	83			105	97		
87	82			104	97		
86	81			103	96		
85	81			102	96		
84	80			101	96		
83	79			100	96		
82	78			99	95		
81	77			98	94		
80	76			97	94		
79	75			96	94		
78	74			95	93		
77	73			94	93		
76	72			93	93		
75	72			92	92		
74	71			91	92		
73	70			90	91		
72	69			89	90		
71	68			88	90		
70	67			87	89		
69	66			86	88		
68	65			85	87		



Table 38 cont.

**Boys Curriculum- Based Measurement Norms
Fall - Grade 4**

Grade Level Recognizable Letters	Percentile Rank	Grade Level Exact Words	Percentile Rank	Taylor Recognizable Letters	Percentile Rank	Taylor Exact Words	Percentile Rank
67	64			84	87		
66	63			83	87		
65	63			82	86		
64	61			81	85		
63	60			80	85		
62	60			79	84		
61	59			78	83		
60	58			77	82		
59	57			76	82		
58	56			75	82		
57	55			74	80		
56	53			73	79		
55	52			72	77		
54	50			71	77		
53	49			70	77		
52	47			69	77		
51	46			68	75		
50	44			67	73		
49	43			66	72		
48	43			65	70		
47	42			64	69		
46	41			63	69		
45	40			62	68		
44	39			61	68		
43	38			60	66		
42	37			59	65		
41	35			58	64		
40	33			57	63		
39	31			56	61		



Table 38 cont.

**Boys Curriculum-Based Measurement Norms
Fall - Grade 4**

Grade Level Recognizable Letters	Percentile Rank	Grade Level Exact Words	Percentile Rank	Taylor Recognizable Letters	Percentile Rank	Taylor Exact Words	Percentile Rank
38	29			55	60		
37	27			54	60		
36	26			53	58		
35	26			52	56		
34	24			51	55		
33	23			50	54		
32	20			49	51		
31	19			48	49		
30	19			47	48		
29	18			46	46		
28	17			45	43		
27	17			44	42		
26	17			43	41		
25	16			42	41		
24	14			41	40		
23	13			40	39		
22	13			39	37		
21	12			38	34		
20	12			37	32		
19	12			36	29		
18	10			35	29		
17	9			34	29		
16	9			33	27		
15	9			32	26		
14	9			31	24		
13	8			30	22		
12	8			29	20		
11	7			28	20		
10	6			27	19		



Table 39

**Boys Curriculum-Based Measurement Norms Summary
Fall - Grade 4**

Category	Maximum	Minimum	Number of Students in this Sample	Mean	Standard Deviation
GL Recognizable Letters	122	0	239	56.88	30.40
GL Exact Words	27	0	239	9.60	6.68
Taylor Recognizable Letters	139	0	241	51.27	26.61
Taylor Exact Words	30	0	241	9.93	6.01